

## PHCOG REV.: Plant Review

# The Chemistry and Pharmacology of the South America genus *Protium* Burm. f. (Burseraceae)

A. L. Rüdiger<sup>a</sup>, A. C. Siani<sup>b</sup> and V. F. Veiga Junior<sup>a,\*</sup>

<sup>a</sup>Departamento de Química, Instituto de Ciências Exatas,  
Universidade Federal do Amazonas, Av. Rodrigo Otávio Jordão Ramos, 3000,  
Campus Universitário, Coroado, 69077-040, Manaus, AM, Brazil.

<sup>b</sup>Instituto de Tecnologia em Fármacos, Fundação Oswaldo Cruz,  
R. Sizenando Nabuco, 100, 21041-250, Rio de Janeiro, RJ, Brazil  
Correspondence: valdirveiga@ufam.edu.br

### ABSTRACT

The family Burseraceae is considered to contain about 700 species comprised in 18 genera. Their resiniferous trees and shrubs usually figures prominently in the ethnobotany of the regions where it occurs, given that such a property has led to the use of species of this family since ancient times for their aromatic properties and many medicinal applications. Although the family is distributed throughout tropical and subtropical regions of the world, the majority of the scientific available information is limited to Asiatic and African genera, such as *Commiphora* (myrrh), *Canarium* (elemi incense) and *Boswellia* (frankincense), or the genus *Bursera* (linaloe), occurring in Mexico. In the Neotropics, the Burseraceae family is largely represented by the genus *Protium*, which comprises about 135 species. The present review compiles the published chemical and pharmacological information on the South America genus *Protium* and updates important data since the last review reported in the scientific literature on Burseraceae species.

**KEYWORDS** - *Protium*, Burseraceae, Pharmacology, Phytochemistry, Review.

### INTRODUCTION

The family Burseraceae was probably originated in the Eocen period, in North America. Migration passed through the tropical and subtropical regions around the world, resulting in about 18 known genera and 700 species distributed throughout the South of the American continent and Europe, later reaching Africa, Asia and Oceania (1). Until recently considered as belonging to the Order Rurales (2,3,4), the cumulative statistical DNA sequence-based data has actually re-classified the family Burseraceae in the Order Sapindales, class Dicotyledoneae and subclass Rosidae (5,6). In Neotropics, Burseraceae is represented by 228 species comprised into 8 genera (7), that may be classified according three tribes: Bursereae (*Beiselia* Forman, *Bursera* Jacq. ca. and *Commiphora* Jacq. ca.), Canarieae (*Dacryodes* Vahl and *Trattinnickia* Willd.) and Protieae (*Crepidospermum* Hook f., *Protium* Burm. f. and *Tetragastris* Gaertn) (1,8). *Protium* is the most heterogeneous genus in the family. It is the main genus in South America, being split in 135 known species (7). Identification of trees from *Protium* species is not an easy task during the non-flowering periods, and they are frequently confounded with other species of the Burseraceae family. Moreover, due to the presence of trunk resins, *sapopemas* (sort of tabular roots) and composed leaves, such a misleading may include some other species of Anacardiaceae (Sapindales) (7). On the other hand, some specific plant-insect interaction may produce characteristic alterations in leaf of *Protium* species that may be an useful tool to their identification (7,9).

### Traditional uses of *Protium* species

Like the well-known Asiatic and African Burseraceae species (myrrh, frankincense, etc.) the great importance of the *Protium* species is solely and undoubted imparted to their capacity to produce abundant aromatic oleoresins. Trees belonging to this genus are denominated by a series of popular names that bring to mind this prominent property, such as: *anine*, *caraño*, *animecillo*, *copal*, *copalillo*, *almécega*, *almíscar*, *galbano*, *breu*, *breu branco*, *breu vermelho*, *jauaricica*, *goma-limão* or *Brasilian-elemi* (10,11,12,13). After releasing their volatile compounds, the exudates turn to a malleable yellowish material that turns to a hard gray resin on standing on the wounded trunks. This material is used in the manufacture of varnishes and dyes or to fix and make any kind of wooden boat impermeable. The resin is also often burned to illuminate the houses in the forest and repel undesirable insects. Its burning produces aromatic smokes for many religious rituals (7,13,14,15,16,17). Fruits of *Protium* species are very aromatic. *P. icariba* produces edible fruits containing more than 10% in sugar; their seeds produce 25% of clear pleasant tasting fatty oil, sometimes suggested as a substitute for olive oil (12). The resin has been widely used for diverse purposes by the native tribes in their traditional medicine, e.g. as an external agent (cosmetics), to heal wounds (bandages), to avoid worsening of broken limbs and teeth, or as emollient, rubifacient and antiseptic. The smoke is inhaled as an analgesic. The root bark is astringent and claimed to have renal clearance and anti-syphilitic properties (12,15,16,17).

### Genus *Protium*

#### Taxonomical classification

Kingdom	Plantae, Plants
Subkingdom	Tracheobionta, Vascular plants
Superdivision	Spermatophyta, Seed plants
Division	Magnoliophyta, Flowering plants
Class	Magnoliopsida, Dicotyledons
Subclass	Rosidae
Order	Sapindales
Family	Burseraceae
Tribe	Protieae
Genus	<i>Protium</i>

#### Botanical description

Petioliules apically flexed and 'pulvinate' on terminal leaflet, typically long and slender; leaflets sometimes rather thin (as uniquely in the short-petioliuled genus *Bursera*). Inflorescence always axillary, usually reduced, and more or less fasciculate, when open usually reduced with very slender axis and branches. White, yellow, beige or greenish unisexual flowers, up to 5 mm long; three to five petals. Usually 8-10 stamens. Oblique or capsular drupaceous fruits, usually reddish, either asymmetric and laterally dehiscent with one or two seeds or symmetrically 5-carpellate with woody valves; the inner surface of valves conspicuously red, the seeds partly covered by whitish succulent aril. Trees sometimes with silt roots or silt buttresses, these often rather dense and with a kneelike curve; eventually tabular trunk basis (*sapopemas*) (7,10).

Other properties are describe for different parts of the plants, such as being a tonic and stimulant (12,17), analgesic, wound-healing or contraceptive (14,17,18), laxative (19), hemostatic, anti-rheumatic, and for the treatment of gonorrhea, stomach and pulmonary diseases, and in dentistry applications (12,20), among others.

#### Phytochemistry

Fresh oleoresins from Burseraceae species may contain up to 30% of essential oils; this content being reduced to around 8% or less on solidifying (17). Essential oil from the resin is predominantly constituted of monoterpenes, mostly represented by the menthane-type skeleton with variable levels of unsaturation. On this hand, phellandrenes, terpinolene and limonene, and moreover the fully aromatized p-cymene and respective alcohols, are the most abundant compounds found in a study of the resins from *P. heptaphyllum* (21,22) and *P. icariba* (23), as well as six other species of *Protium* exudates (24).  $\alpha$ -Pinene was also significant in the fresh oleoresins of most reported species, and the highly oxidized p-ment-3-en-1,2,8-triol was reported in *P. heptaphyllum* (25). Aged resins of this latter species; as well as commercial (blended) samples, usually show large amounts of phenylpropanoids (e.g. up to 25% dillapiole) in their composition (21). Sesquiterpenes are usually detected in traces in most of the resin oils reported (20), but this proportion was described as inverse for *P. decandrum* (26). Sesquiterpenes represent the main feature in the chemical profile of the leaf oil, ranging from 78-94% for essential oils of *P. strumosum*, *P. grandifolium*, *P. llewelynii* and *P. hebetatum*. Nevertheless some species are reported as possessing higher content in monoterpenes in the leaves; as in

the cases of *P. icariba* (23), *P. decandrum* (26), *P. llewelynii* and *P. heptaphyllum* (limonene) (27,28,29).

Caryophyllene is usually ubiquitous and the most predominant sesquiterpene among those present in *Protium* leaf essential oils. This compound may be accompanied by a significant presence of  $\alpha$ -humulene (20,27), aromadendrene (30), bergamotene isomers (26) or other selinene-type sesquiterpenes (29). Sesquiterpene alcohols are mostly represented by cadinane and eudesmane-types (29). Oils from stems and tiny branches also showed similar chemical profiles with the leaf oil (31,26). Terpinolene, followed by other p-menthene isomers constitute approximately 75-90% of the essential oil of *P. icariba* fruits (23); whereas  $\alpha$ -pinene predominates (20%) in *P. baianus* (30,32). The chemical compounds reported in the essential oils of *Protium* species are shown in Table 1.

Besides the essential oils, the non-volatile compounds in *Protium* exudates are mostly constituted of triterpenes from the oleanane and ursane series, and at a less extent, from lupane, taraxane and friedelane series. The pentacyclic triterpenes  $\alpha$ -myrin and  $\beta$ -amyrin are by far the most frequent constituents. The isolation or characterization of these two secondary alcohols, together with lupeol, are frequently mentioned in chemical studies reporting on resin from *Protium* species, as well as their corresponding ketones  $\alpha$ -amyrone,  $\beta$ -amyrone and lupenone (33,20,34,18,35). Brein (3 $\beta$ ,16 $\beta$ -dihydroxy-olean-12-ene) and maniladiol (3 $\beta$ ,16 $\beta$ -dihydroxy-urs-12-ene) were isolated from the resins of *P. kleinii* and *P. heptaphyllum* (14,36,37). Other more rare dihydroxy- or 3-oxo-hydroxy-triterpenes were isolated (low-

Table 1 – Chemical composition and pharmacological activities of *Protium* species

Species	Isolated or characterized constituent	Pharmacologic Action
<i>Protium altsonii</i>	<b>Resin (essential oil):</b> $\alpha$ -thujene, $\alpha$ -pinene, camphene, sabinene, $\beta$ -pinene, <i>p</i> -menth-3-ene, $\alpha$ -phellandrene, $\alpha$ -terpinene, <i>p</i> -menth-1-ene, <i>p</i> -cymene, $\beta$ -phellandrene, menth-1(8)-ene, 1,8-cineole, $\gamma$ -terpinene, dihydroterpineol, menth-1-en-8-ol, terpinen-4-ol, $\alpha$ -terpineol (24).	
<i>P. apiculatum</i>	<b>Resin (essential oil):</b> 4-methyl-1-(1-methylethyl)-cyclohexane, limonene, <i>p</i> -cymene, n-heptadecane, $\gamma$ -gurjunene (35). <b>Resin:</b> $\alpha$ -amyrone (35)	
<i>P. aracouchini</i>	<b>Roots, wood and leaf</b> (methanolic extract).	Citotoxic to brine shrimp larvae (19,61)
<i>P. baianus</i>	<b>Leaf (essential oil):</b> epi- $\alpha$ -muurolol, $\alpha$ -cadinene, valencene, 7-epi- $\alpha$ -selinene, <i>cis</i> -isolongifolanone, aromadendrene (30,32). <b>Fruit:</b> $\alpha$ -pinene (30). <b>Resin (essential oil):</b> <i>p</i> -cymene, $\alpha$ -phellandrene, tricyclene, $\beta$ -phellandrene, $\beta$ -(E)-santalol acetate (66). <b>Resin:</b> $\alpha$ -amyrin, $\beta$ -amyrin, mangiferolic acid (32).	Acaricidal ( <i>Tetranychus urticae</i> ) (66).
<i>P. decandrum</i>	<b>Leaf (essential oil):</b> $\alpha$ -elemene, $\beta$ -caryophyllene, terpin-4-ol (26). <b>Branches (essential oil):</b> $\alpha$ - <i>t</i> -bergamotene, terpin-4-ol, caryophyllene oxide (26). <b>Resin (essential oil):</b> , $\alpha$ - <i>trans</i> -bergamotene, $\alpha$ - <i>cis</i> -bergamotene (26).	
<i>P. glabrenses</i>	Bark	Antimalarial ( <i>Plasmodium berguei</i> ) (46).
<i>P. grandifolium</i>	<b>Leaf (essential oil):</b> <i>p</i> -cymene, limonene, <i>p</i> -cymenene, 4,8-dimethyl-1,3,7-nonatriene, $\alpha$ -terpineol, methyl salicylate, $\delta$ -elemene, $\alpha$ -cubebene, $\alpha$ -copaene, $\beta$ -elemene, $\beta$ -caryophyllene, $\gamma$ -elemene, $\alpha$ -guaiene, $\alpha$ -humulene, alloaromadendrene, $\gamma$ -muurolene, germacrene D, $\beta$ -selinene, valencene, zingiberene, $\alpha$ -muurolene, $\beta$ -bisabolene, $\gamma$ -cadinene, $\delta$ -cadinene, cadin-1,4-diene, $\gamma$ -selinene, selin-3,7(11)-diene, germacrene B, (E)-nerolidol, $\alpha$ -caryophyllene, globulol, viridiflorol, 10-epi- $\gamma$ -eudesmol, 1-epi-cubenol, epi- $\alpha$ -cadinol, $\delta$ -cadinol, epi- $\alpha$ -muurolol, juniper camphor (29). <b>Resin (essential oil):</b> $\alpha$ -pinene, <i>p</i> -cymene, camphor, $\alpha$ -cubebene (35).	Anti-inflammatory and inhibition of nitric oxide production; <i>in vitro</i> antitumor (29).
<i>P. hebetatum</i>	<b>Stem:</b> $\alpha$ -amyrin, $\beta$ -amyrin, campesterol, stigmasterol, scopoletin (42). <b>Leaf (essential oil):</b> n-hexenol, <i>p</i> -cymene, limonene, <i>p</i> -cymenene, linalool, <i>p</i> -cymen-8-ol, $\alpha$ -terpineol, $\alpha$ -copaene, $\beta$ -caryophyllene, aromandrene, $\alpha$ -humulene, alloromandrene, $\gamma$ -muurolene, germancrene D, $\beta$ -bisabolene, $\gamma$ -cadinene, $\delta$ -cadinene, cadin-1,4-diene, $\gamma$ -selinene, calacorene, (E)-nerolidol, ledol, spatulenol, globulol, viridiflorol, 10-epi-cubenol, isopatulanol, epi- $\alpha$ -cadinol, d-cadinol, epi- $\alpha$ -muurolol, cadalene (29). <b>Resin (essential oil):</b> $\alpha$ -pinene, $\beta$ -pinene, <i>p</i> -cymene, $\alpha$ -phellandrene, $\alpha$ -terpinene, $\beta$ -phellandrene, camphene, sabinene, $\alpha$ -cubebene, $\delta$ -cadinene (24,35). <b>Resin:</b> $\alpha$ -amyrone, $\beta$ -amyrin, friedelan-3-one (35).	Anti-inflammatory and inhibition of nitric oxide production; <i>in vitro</i> antitumor (29).
<i>P. heptaphyllum</i>	<b>Stem:</b> <i>p</i> -coumaric acid ethyl ester, scopoletin, fraxetin, propacin, cleomiscosin A, 3- <i>O</i> - $\beta$ -D-glycopyranosyl- $\beta$ -sitosterol, quercetin (3,5,7,3',4'-OH-flavonol) (25,40,41) <b>Leaf:</b> quercetin-3- <i>O</i> -ramnosyl,6-methoxy-7-hydroxycoumarin (25,41) <b>Fruit:</b> (-)catequin (25). <b>Resin (essential oil):</b> $\alpha$ -pinene, 1,3-pentadiene, myrcene, $\alpha$ -phellandrene, <i>O</i> -methylanisol, $\alpha$ -terpinene, <i>p</i> -cymene,	Cercaricidal (48). Anti-cholinesterase (25,48). Anti-inflammatory and inhibition of nitric

limonene, 1,8-cineole,  $\gamma$ -terpinene,  $\alpha$ -terpinolene, linalool, *p*-menth-1,5,8-triene, camphor, carvacrol, terpinen-4-ol, *p*-cymen-8-ol,  $\alpha$ -terpineol, 2,5-dimethoxy-benzene, 3,5-dimethoxybenzene,  $\delta$ -elemene,  $\alpha$ -ylangene,  $\alpha$ -cubebene,  $\alpha$ -copaene,  $\beta$ -bourbunene,  $\beta$ -elemene, methyl eugenol,  $\alpha$ -gurjunene, 2,3,5-trimethoxytoluene,  $\beta$ -caryophyllene,  $\gamma$ -elemene,  $\alpha$ -humulene, alloromadendrene, germacrene D,  $\beta$ -selinene,  $\alpha$ -selinene, viridiflorene,  $\alpha$ -muurolene,  $\beta$ -bisabolene,  $\delta$ -cadinene,  $\gamma$ -cadinene, myristicin,  $\alpha$ -calacorene, elemicin, caryophyllene oxide, 1,2,3,4-tetramethoxy-5(2)-propenylbenzene, humulene epoxide, tetradecanal, dilapiol,  $\delta$ -cadinol, selin-11-en-4 $\alpha$ -ol, apiol, *p*-menth-3-en-1,2,8-triol. (20,25,29,35).

**Resina (Óleo Fixo):**  $\alpha$ -amyrin,  $\beta$ -amyrin, brein, maniladiol,  $\alpha$ -amyrone,  $\beta$ -amyrone, lupenone, 3 $\beta$ ,24-dihydroxy-urs-12-ene, 3 $\beta$ -hydroxy-urs-9(11),12-diene, 3 $\beta$ -hydroxy-olean-9(11)-12-diene, 3 $\alpha$ -hydroxitirucala-8-24-dien-21-oic acid, 3 $\alpha$ -hydroxitirucala-7,24-dien-21-oic acid, 3-oxo-20S-hydroxy-taraxastano, 3 $\beta$ ,20S-dihydroxy-taraxastane, friedelin, epi- $\Psi$ -taraxastanonol, epi- $\Psi$ -taraxastanodiol, 3 $\beta$ -dihydroxy-urs-12-ene (14,18,20,25,35,36).

*P. icicariba*

**Epiticular wax and essential oil:**  $\alpha$ -copaene, n-tetradecane,  $\beta$ -caryophyllene,  $\gamma$ -elemene, germacrene D, n-pentadecane, biclogermacrene,  $\delta$ -cadinene,  $\beta$ -copaen-4 $\alpha$ -ol, n-hexadecane, guaial, n-heptadecane, n-octadecane, 1-methyl-pentadecanoic methyl ester, n-heptacosane, n-triacontane, n-hentriacontane, n-dotriacontane,  $\beta$ -amyrin,  $\alpha$ -amyrin, lupen-3-one, friedelan-1-one, friedelin (23).

**Leaf (essential oil):**  $\alpha$ -pinene, sabinene,  $\beta$ -pinene,  $\beta$ -myrcene,  $\alpha$ -terpinene, *p*-cymene, limonene,  $\beta$ -phellandrene,  $\alpha$ -phellandrene, trans- $\beta$ -ocymene,  $\gamma$ -terpinene,  $\alpha$ -terpinolene,  $\alpha$ -terpineol, terpinen-4-ol, *p*-cymen-8-ol, dehydro-*p*-cymene, bicoelemene,  $\delta$ -elemene,  $\alpha$ -cubebene,  $\alpha$ -copaene,  $\beta$ -elemene, trans-caryophyllene,  $\gamma$ -elemene,  $\alpha$ -amorphene, aromadendrene, germacrene D, ledene, biclogermacrene,  $\delta$ -cadinene, cis-calamene, terpinolene epoxy, cadin-1,4-diene, selin-3,7(11)-diene, germacrene B, ledol, spatulenol, globulol, viridiflorol, 10-epi- $\gamma$ -eudesmol, epi-cubenol, 1,10-epoxigermacrene D, t-muurolol, t-cadinol, juniper camphor (23).

**Fruit (essential oil):**  $\alpha$ -thujene,  $\alpha$ -pinene, sabinene,  $\beta$ -pinene,  $\beta$ -myrcene,  $\alpha$ -phellandrene,  $\alpha$ -terpinene, *p*-cymene, limonene,  $\beta$ -phellandrene, trans- $\beta$ -ocymene,  $\gamma$ -terpinene,  $\alpha$ -terpinolene, dehydro-*p*-cymene, epoxiterpinolene, 4-terpinenol, *p*-cymen-4-ol, *p*-cymen-8-ol,  $\alpha$ -terpineol, trans-caryophyllene, cis-2,3-pinenediol,  $\alpha$ -cubebene,  $\gamma$ -elemene,  $\alpha$ -copaene, germacrene D, biclogermacrene,  $\delta$ -cadinene, cis-calamene, cadin-1,4-diene, germacrene B, spatulenol (23).

**Resin (essential oil):**  $\alpha$ -pinene, sabinene,  $\beta$ -pinene,  $\beta$ -myrcene,  $\alpha$ -phellandrene,  $\gamma$ -3-carene,  $\alpha$ -terpinene, *p*-cymene, limonene, 1,8-cineole,  $\gamma$ -terpinene,  $\alpha$ -terpinolene, dihydro-*p*-cymene, 1,3,8-*p*-mentha-triene, epoxyterpinolene, 1,8-menthediol, terpinen-4-ol, *p*-cymen-8-ol,  $\alpha$ -terpineol, ylangene,  $\beta$ -bourbonene, cyperene,  $\alpha$ -santalene, germacrene D, myristicin (23).

*P. kleinii*

**Resin:**  $\alpha$ -amyrin,  $\beta$ -amyrin, brein, 3-oxo-11 $\beta$ ,16 $\beta$ -dihydroxy-urs-12-ene, 3-oxo-11 $\beta$ -hydroxy-ursa-12-ene, 3-oxo-11 $\beta$ -hydroxy-olea-12-ene, 3-oxo-11 $\alpha$ -hydroxy-olea-12-ene, 3-oxo-11 $\alpha$ -hydroxy-urs-12-ene (37).

*P. llewelynii*

**Leaf (essential oil):** 3-hexen-1-ol, (E)-2-hexanal,  $\alpha$ -pinene, limonene, terpinolene, 4,8-dimethyl-1,3,7-nonatriene, n-hexyl butyrate, methyl salicylate,  $\delta$ -elemene,  $\alpha$ -cubebene,  $\alpha$ -ylangene,  $\alpha$ -copaene,  $\beta$ -elemene,  $\alpha$ -gurjunene,  $\beta$ -caryophyllene,  $\alpha$ -trans-bergamotene,  $\alpha$ -guaiene,  $\alpha$ -humulene,  $\gamma$ -muurolene, germacrene D,  $\beta$ -selinene, valencene,  $\alpha$ -selinene,  $\alpha$ -muurolene,  $\beta$ -bisabolene,  $\gamma$ -cadinene,  $\delta$ -cadinene, cadin-1,4-diene,  $\alpha$ -calacoreno, germacrene B, (E)-nerolidol, caryophyllene oxide, humulene epoxide, 1-epi-cubenol, api- $\alpha$ -cadinol,  $\delta$ -cadinol, epi- $\alpha$ -muurolol (29).

oxide production; *in vitro* antitumor (29).

Citotoxic to brine shrimp larvae (62).

Treatment of pruritus (53,54);  
hepatoprotective (53,54);  
antinociceptive (53,55,56);  
gastroprotective (49,53);  
anti-inflammatory (49,53,51);  
analgesic (20)

Antinociceptive (57,58);  
anti-inflammatory (50).

Anti-inflammatory and inhibition of nitric oxide production; *in vitro* antitumor (29).

---

	<b>Resin (essential oil):</b> $\alpha$ -pinene, <i>p</i> -cymene, $\alpha$ -cubebene, caryophyllene, $\delta$ -cadinene (35). <b>Resin:</b> $\alpha$ -amyrone, $\beta$ -amyrin (35).
<i>P. nitidifolium</i>	<b>Resin (essential oil):</b> $\alpha$ -pinene, camphene, sabinene, <i>p</i> -menth-1-ene, <i>p</i> -cymene, $\beta$ -phellandrene, $\gamma$ -terpinene, terpinen-4-ol (24).
<i>P. opacum</i>	<b>Stem:</b> propacin (43).
<i>P. paniculatum</i> var. "nova"	<b>Resin (essential oil):</b> $\alpha$ -pinene, camphene, $\alpha$ -phellandrene, limonene, $\alpha$ -terpinene, <i>p</i> -cymene, $\beta$ -phellandrene, 1,8-cineole, $\alpha$ -terpineol, $\alpha$ -cubebene, $\alpha$ -muurolene, $\alpha$ -ylangene, $\beta$ -elemene, cyperene, $\alpha$ -gurjunene, caryophyllene, $\alpha$ -bergamotene, $\alpha$ -humulene, $\beta$ -cubebene, $\gamma$ -cadinene, $\delta$ -cadinene (24,35). <b>Resin:</b> $\alpha$ -amyrone, $\beta$ -amyrin (35).
<i>P. paniculatum</i> var. <i>riedelianum</i>	<b>Resin (essential oil):</b> $\alpha$ -thujene, $\alpha$ -pinene, $\beta$ -pinene, <i>p</i> -menth-3-ene, $\alpha$ -phellandrene, $\alpha$ -terpinene, <i>p</i> -menth-1-ene, <i>p</i> -cymene, $\beta$ -phellandrene, 1,8-cineole, dihydroterpineol, menth-1-en-8-ol (24).
<i>P. spruceanum</i>	<b>Leaf:</b> sabinene, $\alpha$ -terpinene, <i>p</i> -cymene, $\beta$ -phellandrene, limonene, $\gamma$ -terpinene, terpinen-4-ol, $\beta$ -caryophyllene, germacrene B (28). <b>Branches:</b> sabinene, $\alpha$ -terpinene, <i>p</i> -cymene, $\beta$ -phellandrene, limonene, $\gamma$ -terpinene, terpinen-4-ol (28). <b>Resin (essential oil):</b> $\alpha$ -thujene, $\alpha$ -pinene, sabinene, <i>p</i> -menth-2-ene, <i>p</i> -menth-3-ene, $\beta$ -phellandrene, limonene, $\alpha$ -phellandrene, $\alpha$ -terpinene, sabinene, $\alpha$ -terpinene, <i>p</i> -cymene, $\gamma$ -terpinene, <i>cis</i> -sabinene hydrate, <i>p</i> -menth-1-eno, <i>p</i> -cymene, $\beta$ -phellandrene, canfor, 4-terpinenol, dihydroterpineol, $\alpha$ -terpineol (24,28).
<i>P. strumosum</i>	<b>Leaf (essential oil):</b> <i>p</i> -cymene, limonene, terpinolene, linalool, 1-terpinen-4-ol, timol, $\delta$ -elemene, $\alpha$ -cubebene, $\alpha$ -ylangene, $\alpha$ -copaene, $\beta$ -bourbunene, $\beta$ -elemene, $\beta$ -caryophyllene, $\gamma$ -elemene, $\alpha$ -humulene, alloaromadendreno, $\gamma$ -muurolene, germacrene D, $\beta$ -selinene, $\alpha$ -selinene, $\beta$ -bisabolene, $\gamma$ -cadinene, $\delta$ -cadinene, cadina-1,4-diene, $\alpha$ -calacorene, germacrene B, $\beta$ -calacorene, spatulenol, globulol, 10-epi- $\gamma$ -eudesmol, 1-epi-cubenol, epi- $\alpha$ -cadinol, epi- $\alpha$ -muurolol, $\alpha$ -cyperone, $\alpha$ -eudesmol acetate (29). <b>Resin (essential oil):</b> $\alpha$ -pinene, limonene, <i>o</i> -cymene, <i>p</i> -cymene, $\beta$ -phellandrene, $\alpha$ -cubene, caryophyllene, terpinolene, <i>p</i> -cymenene, camphor, <i>p</i> -cymen-8-ol, $\alpha$ -terpineol, 1,2,3,4,4a,5,6,8a-octahydro-7-methylnaphtalene (24,35). <b>Resin:</b> $\alpha$ -amyrin, $\beta$ -amyrin, friedelan-3-one (35).
<i>P. tenuifolium</i>	<b>Wood:</b> (+)-(2 <i>S</i> ,3 <i>S</i> )-2-(3',4'-methylenedioxybenzil)-3-(3',4'-methylenedioxyacetophenone)-butyrolactone, (-)-cubebin epimers (33). <b>Resin:</b> $\alpha$ -cubebene, $\alpha$ -bergamotene, n-pentadecane, 1,2,3,4-tetrahydro-1,6-dimethyl-4-(1-methylethyl)-naphtalene, n-hexadecane, n-heptadecane, n-octadecane, $\alpha$ -amyrin, $\beta$ -amyrin (35).
<i>P. unifoliolatum</i>	<b>Wood:</b> 5-methoxyjusticidin A, 9-(1,3-benzodioxol-5-yl)-4,5,6,7-tetramethoxynaphto-(2,3-C)-furan-1-(3H)-one (45). <b>Bark:</b> 5-methoxypropacin (44). <b>Leaf (essential oil):</b> $\alpha$ -pinene, $\beta$ -pinene, limonene, $\alpha$ -terpinolene, benzoic acid, 2-hydroxymethyl ester, $\alpha$ -copaene, <i>trans</i> -caryophyllene, $\alpha$ -humulene, $\beta$ -cubebene, eremophilene, $\beta$ -bisabolene, $\delta$ -cadinene (27).

---

Anti-inflammatory and inhibition of nitric oxide production; *in vitro* antitumor (29).

yield) from the resin more polar fractions. Thus 3-oxo-11 $\beta$ ,16 $\beta$ -ihydroxy-urs-12-ene, 3-oxo-11 $\beta$ -hydroxy-urs-12-ene and 3-oxo-11 $\beta$ ,dihydroxy-olean-12-ene in *P. kleinii* (37) and  $\psi$ -taraxastanodiol,  $\psi$ -taraxastanonol, 3 $\beta$ ,24-dihydroxy-urs-12-ene, 3-oxo-20S-hydroxytaraxastane and 3 $\beta$ ,20S-dihydroxytaraxastane were found in *P. heptaphyllum* (20,36). 3 $\alpha$ -Hydroxy-tirucalla-8,24-dien-21-oic and 3 $\alpha$ -hydroxy-tirucalla-7,24-dien-21-oic acids together with urs-9(11),12-dien-3 $\beta$ -ol and oelana-9(11):12-dien-3 $\beta$ -ol were also isolated from this latter (14). Mangiferolic acid and an unspecified tetracyclic cycloartane triterpene were found in *P. baianus* (30). The friedelane-type skeleton was represented by the small amounts of friedelin in the constitution of the resin of *P. heptaphyllum* and *P. hebetatum* (20,35) and in the epicuticular leaf wax of *P. icicariba* (23). Leaves of this latter species have also been reported as containing the usual mixture of amyriins and lupeol plus  $\alpha$ -tocopherol (38). A large amount of 3-epifriedelanol, accompanied by friedelin, lupeol, lupenone,  $\alpha$ - and  $\beta$ -amyrin and 3-O- $\beta$ -glycopyranosyl-sitosterol, were isolated or characterized from the ethanolic extracts of the leaves of *P. strumosum* (39). Sitosterol and stigmasterol were also isolated in the leaves of *P. heptaphyllum* (40).

Chemical investigation on the stem of *Protium* species has led to the identification of steroids, triterpenes, cumarins, lignans and other derivatives. Quercetin-3-O-ramnosil and 6-methoxy-7-hydroxycoumarin were found in leaves of *P. heptaphyllum* (41). Scopoletin and steroids were isolated from *P. hebetatum* stems (42) and fraxetin was isolated from stems and barks of *P. opacum*, together with the *p*-coumaric ethyl ester (40). In both cases these compounds were followed by the presence of the *Protium* usual triterpenes and steroids. The infrequent occurrence of coumarinolignoid metabolites was exemplified by the isolation of propacin from the trunk wood of *P. opacum* (43), cleomiscosin A from *Protium hebetatum* stems (42), and 5-methoxypropacin from the same part of *P. unifoliolatum* (44). The wood of *Protium* species has also furnished other lignan classes; e.g. the oxo-parabenzlactone [dibenzyl-butylolactone type] together with a mixture of (-)-cubebin epimers [dibenzyl-tetrahydrofuran type] in *P. tenuifolium* (32) and 5-methoxyjusticidinap A [arylnaphthalene type] (45). See Table 1 and Figure 1.

#### Pharmacology

Species of the genus *Protium* comprise a very attractive commercial botanical source of aromatic compounds. In folk medicine, gum and oleoresins from species of *Protium* are used for many purposes, e.g. tonic and stimulant (17), healing of ulcers and as antiinflammatory agent (12); to treat headaches, and skin and eyelid inflammation and rheumatic pains (46), amongst other medicinal applications. In spite of the numerous and widely spread species, few studies are available on Neotropical Burseraceae species (47), in contrast with the traditional African and Asiatic species. Most of the detailed pharmacological investigation on *Protium* species have only become available during the two past decades and are highly concentrated in the oleoresin and its either volatile or non-volatile fraction. The essential oil from leaves and

fruits of *P. heptaphyllum* possesses cercaricidal activity (48), and the essential oils from *P. strumosum*, *P. grandifolium* and *P. llewellynii* leaves show an inhibitory effect on the growth of *Escherichia coli* at doses from 1.25 to 0.50 mg/mL (39). The essential oils from *P. strumosum*, *P. grandifolium*, *P. hebetatum* and *P. llewellynii* leaves and *P. heptaphyllum* resin were screened for anti-inflammatory activity by the use of a mouse pleurisy model induced by zymosan (500  $\mu$ g/cavity) or lipopolysaccharide (LPS) (250 ng/cavity). Most of the samples were able to inhibit the accumulation of neutrophils to different degrees. In general, oils constituted of a high content of sesquiterpenes were able to inhibit protein extravasation without changing the leukocytes counts. Samples presenting phenylpropanoids (e.g. resin) or high content in monoterpenes were effective to inhibit the LPS-induced eosinophil accumulation in the mouse pleural cavity. Except for *P. llewellynii* [which elicited the nitric oxide (NO) production by 50%], the *in vitro* treatment oils inhibited the NO production from stimulated mouse macrophages in the range 46-74% (100  $\mu$ g/well). The oil from *P. heptaphyllum* resin also inhibited the LPS-induced NO production. On the other hand, antinociceptive effect was not observed in the writhing test induced by acetic acid, when animals received oral administration of the essential oils (100 mg/Kg) (29).

Gastric inflammation and ulcer induced by pure or HCl-acidified ethanol are significantly attenuated by treating mice with *P. heptaphyllum* resin (200 to 400 mg/kg), by reducing the total acidity without much change in gastric secretory volume. Moreover, the gastro-protective property was compatible with the complete absence of toxicity shown by the resin up to the oral dose of 5 g/Kg in rats (49). Similar p.o doses of the oleoresin were able to inhibit the formation of cotton pellet-induced granuloma in rats; but had no efficacy on acute edema induced by carrageenan in the hind-paw model. On the same hand, both the ethereal extract and  $\alpha$ -amyrin from *P. kleinii* (the most abundant pentacyclic triterpene of the resin) produced a dose-related inhibition of both ear edema (ID<sub>50</sub> = 0.55 and 0.31 mg/ear, respectively) and the influx of polymorphonuclear cells (ID<sub>50</sub> = 0.72 and 0.45 mg/ear, respectively) in response to induction by 12-O-tetradecanoylphorbol acetate (TPA) induction. Likewise, both samples given topically prevented an increase of the pro-inflammatory cytokine interleukin-1 $\beta$  levels, comparable to the response to dexamethasone, and in a dose-related manner (50). Anti-inflammatory and platelet antiagregant effect of  $\beta$ -amyrin from *P. heptaphyllum* was also assayed (51). An investigation of the mechanism involved in the inhibition of TPA-induced skin inflammation in mice by  $\alpha$ -amyrin showed a dose-dependent inhibition of prostaglandin E<sub>2</sub> levels, with similar inhibition of COX-2 expression in the mouse skin tissue. Surprisingly, any alteration of either COX-1 or COX-2 activities *in vitro* was not observed. Topical treatment with  $\alpha$ -amyrin was able to prevent I- $\kappa$ B degradation and consequent NF- $\kappa$ B activation. Taken together, these studies indicate that  $\alpha$ -amyrin and derivatives could be potentially relevant for the development of a topical agent in aid of treating the inflammatory diseases (52).

The mixture of  $\alpha$  and  $\beta$ -amyrins from *P. heptaphyllum* was also demonstrated to suppress the Dextran T40<sup>®</sup> and compound 48/80-induced scratching behavior in the mouse. The efficacy of the mixture (100 and 200 mg/Kg p.o.) suggested a potential anti-pruritic effect of the pentacyclic triterpenoids for use in the treatment of itches and pruritus derived from allergy, dermatitis or eczema (34). Administering 50 and 100 mg/Kg of the same mixture in mice attenuated the acetaminophen-induced acute increase in serum alanine aminotransferase and aspartate aminotransferase activities, suppressing the mortality completely, with further evidences of the suppression of liver cytochrome-P450. These results strongly suggest the triterpenes hepatoprotective potential by decreasing oxidative stress and the formation of toxic metabolites (53,54).

Attenuation of the visceral nociception effect in mice was observed by administering a mixture of  $\alpha$ - and  $\beta$ -amyrin (100 mg/Kg) in the cyclophosphamide-induced bladder pain; and intracolonic mustard oil-induced nociceptive behaviors were completely inhibited by 10 mg/Kg of the same mixture, in a naloxone-reversible manner. The putative mechanism was investigated as shown to involve the opioid and vanilloid receptors (55,56). The ethereal fraction from the resin of *P. kleinii* (30 to 300 mg/Kg p.o. or 5 to 60 mg/kg i.p.) indirectly confirmed these results in a dose-related manner, when assessed against acetic acid-induced writhing (57). Part of such effects was putatively related to the presence of the triterpene brein, isolated from the extract, which produced a significant dose-related antinociception in both phases of formalin induced-licking (ID<sub>50</sub> 15.3 and 20.6 for early and late phases, respectively) (57).

All these results agree with the preliminary analgesic effects reported in mice for the crude ethereal extract of the oleoresin from *P. heptaphyllum*, by the writhing test (50 mg/Kg) or the formalin-induced test (25 mg/Kg). In these assays, the mixture of  $\psi$ -taraxastanol and epi- $\psi$ -taraxastanodiol was shown to be five times more potent than the crude extract or its neutral fraction. Moreover the mixture of  $\alpha$ - and  $\beta$ -amyrin showed no efficacy at the doses assayed in those two specific pain-inducing models (20). This failure was later also observed for ethereal fraction of *P. kleinii* resin in the thermal model of pain, the tail flick and the hot plate tests. The involvement of opioid and vanilloid receptors without the participation of  $\alpha$ -adrenoceptor in the analgesic effect was reinforced by the hypertermic response blocking in mice induced by sub-plantar or intra-colonic application of capsaicin, when orally administered with the mixture of  $\alpha$ - and  $\beta$ -amyrin (3 to 100 mg/Kg). These results are in accordance with the inhibition of neurogenic nociception caused by topical injection of capsaicin (mean ID<sub>50</sub> values of 6.2 and 16.0 mg/k for i.p. and p.o. routes, respectively) from the ethereal fraction of *Protium kleinii* oleoresin (57). The involvement of the protein kinase A and protein kinase C in the anti-nociceptive mechanism was also suggested from reductive effect exerted by  $\alpha$ - and  $\beta$ -amyrin on these protein-sensitive pathways, such as the hyperalgesia produced by the i.p injection of carrageenan, capsaicin,

bradykinin, substance P, prostaglandin E<sub>2</sub>, 8-bromo-cAMP and by TPA (58).

Essential oil, the hexane soluble fraction of the oleoresin, several extracts and some isolated compounds from different parts of *P. heptaphyllum*, were screened as acetylcholinesterase (AChE) inhibitors, using the Ellmann's microplate assay and/or silica gel thin-layer chromatography. The best results were found for the oleoresin (0.5 mg/Kg) and (-)-catechin (1.0 mg/Kg) (25,59). Bark extracts from *P. glabrescens* showed a strong anti-plasmodium activity, reaching 61% of inhibition at the dose of 100 mg/Kg, when screened (IC<sub>50</sub> = 4  $\mu$ g/mL; Peters-Robinson test) against *Plasmodium berghei* NK65 strain, in infected mice. The *in vivo* efficacy was suggested to be due to a probable NO production; although no isolated compound has been correlated to the bioactivity in this case, and moreover no effectiveness was observed *in vitro* (46). On the same hand, the chloroform extracts of *P. heptaphyllum* bark and stem (250 mg/Kg) led to 58% reduction of the parasitaemia. In this experiment, phenylpropanoid compounds were characterized in the crude samples (60). Volatile compounds from *Protium* species demonstrated to be highly effective on inhibiting the growth of JJ74 (mouse monocytic cell), SP2/0 (mouse plasmocytoma) and Neuro-2A (mouse neuroblastoma) neoplastic cell lines; an effect mostly attributed to the monoterpene present in the essential oils (29). Investigations on the toxicity of essential oils of *P. heptaphyllum* and extracts from roots of *P. araconchini* included the brine shrimp toxicity assay using *Artemia* sp. and indicated to the anti-cancer potential of these substrates (61,19,62,63).

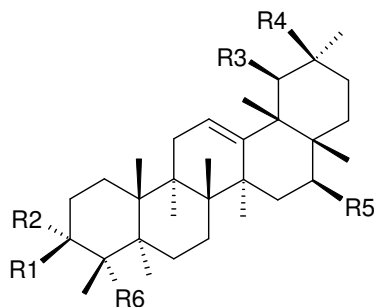
#### CONCLUSION

Although the South American Burseraceae species have wide and long-term traditional uses in the local ethnomedicine, the majority of the available scientific information about the Burseraceae species is limited to genera occurring in Asia and Africa, e.g. *Commiphora* (myrrh), *Canarium* (elemi incense) and *Boswellia* (frankincense) (16); or the genus *Bursera* (linaloe; copal), the latter mostly occurring in Mexico (64). Such a contrast may be extended to the aromatic potential of those species, whose correct commercial exploitation could lead to an immediate and highly feasible resource for the auto-sustainability of the rain forest communities, which has not been duly explored (13). The volatile compounds of the *Protium* oleoresins confer them a strong turpentine-like or mangolike odor (10) due to the substantial presence of unsaturated menthane-related derivatives together  $\alpha$ -pinene (24).

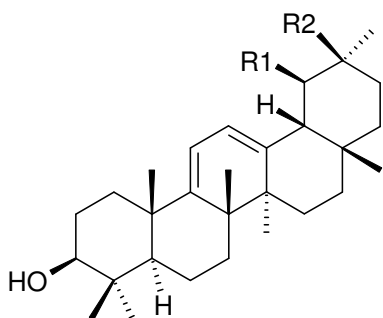
On the other hand, important features of the traditional medicine based on the *Protium* species (as other Neotropical Burseraceae) could easily be correlated to ayurvedic therapeutics, which use botanically or chemically standardized Burseraceae species as crude drugs for a plethora of medicinal treatments (65), as part of the effort for developing new pharmaceuticals. All the chemical and pharmacological work carried out so far with different *Protium* oleoresins points to their potential as a very appropriate triterpene-based material to be used in the development of dermal products, either medicinal bandages,

Figure 1 - Compounds isolated from Burseraceae species

I. Triterpenes and Sterols

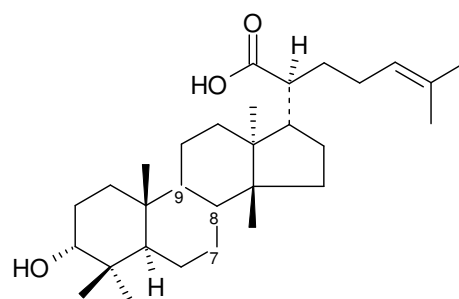


	R1	R2	R3	R4	R5	R6
$\alpha$ -amyrin	OH	H	CH <sub>3</sub>	H	H	CH <sub>3</sub>
$\beta$ -amyrin	OH	H	H	CH <sub>3</sub>	H	CH <sub>3</sub>
brein	OH	H	CH <sub>3</sub>	H	OH	CH <sub>3</sub>
maniladiol	OH	H	H	CH <sub>3</sub>	OH	CH <sub>3</sub>
$\alpha$ -amyrinone	=O		CH <sub>3</sub>	H	H	CH <sub>3</sub>
$\beta$ -amyrinone	=O		H	CH <sub>3</sub>	H	CH <sub>3</sub>
3 $\beta$ ,24-dihydroxy-urs-12-ene	OH	H	CH <sub>3</sub>	H	H	CH <sub>2</sub> OH



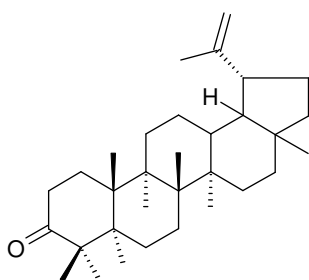
3- $\beta$ -hydroxy-urs-9(11),12-dienol  
3- $\beta$ -dihydroxy-olean-9(11),12-dienol

R1	R2
CH <sub>3</sub>	H
H	CH <sub>3</sub>

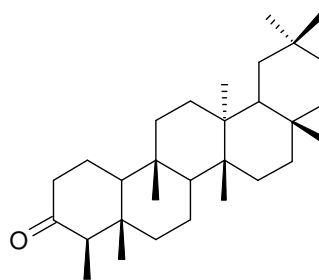


3 $\alpha$ -hydroxy-tirucal-7,24-dien-21-oic acid  
3 $\alpha$ -hydroxy-tirucal-8,24-dien-21-oic acid

C=C
$\Delta^7$
$\Delta^8$

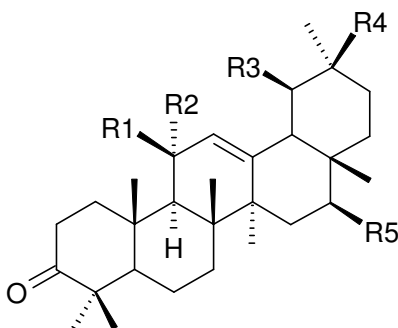


lupenone



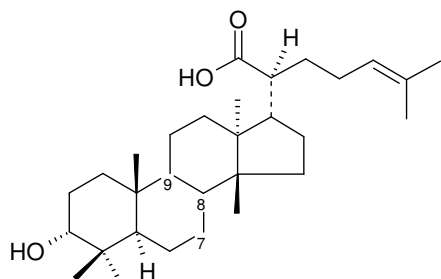
friedelin





3-oxo-11 $\beta$ ,16 $\beta$ -dihydroxy-urs-12-ene  
3-oxo-11 $\beta$ -hydroxy-urs-12-ene  
3-oxo-11 $\beta$ -hydroxy-olean-12-ene  
3-oxo-11 $\alpha$ -hydroxy-olean-12-ene  
3-oxo-11 $\alpha$ -hydroxy-urs-12-ene

R1	R2	R3	R4	R5
OH	H	CH <sub>3</sub>	H	OH
OH	H	CH <sub>3</sub>	H	H
OH	H	H	CH <sub>3</sub>	H
H	OH	CH <sub>3</sub>	H	H
H	OH	H	CH <sub>3</sub>	H



3 $\alpha$ -hydroxy-tirucal-7,24-dien-21-oic acid  
3 $\alpha$ -hydroxy-tirucal-8,24-dien-21-oic acid

C=C

$\Delta^7$

$\Delta^8$

epi- $\Psi$ -taraxastanonol

epi- $\Psi$ -taraxastanodiol

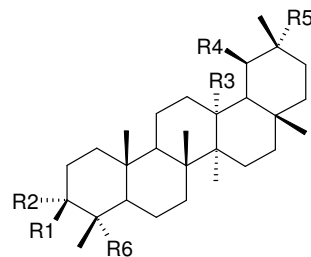
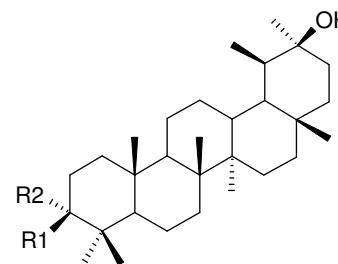
R1

=O

OH

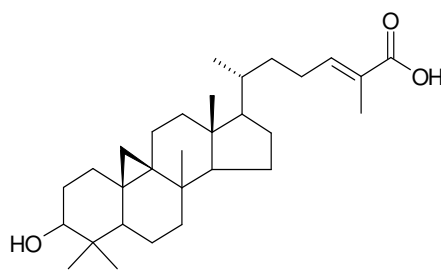
R2

H

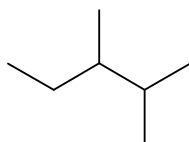
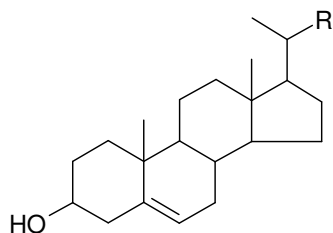


3-oxo-20S-hydroxytaraxtane  
3 $\beta$ ,20S-dihydroxytaraxtane  
friedelan-3-one

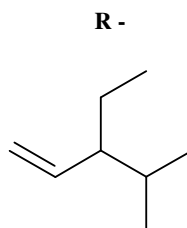
R1	R2	R3	R4	R5	R6
OH	H	H	CH <sub>3</sub>	OH	CH <sub>3</sub>
=O		H	CH <sub>3</sub>	OH	CH <sub>3</sub>
=O		CH <sub>3</sub>	H	CH <sub>3</sub>	H



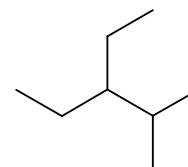
mangiferolic acid



campesterol

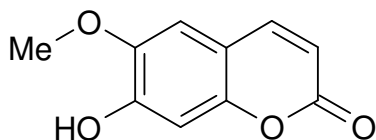


stigmasterol

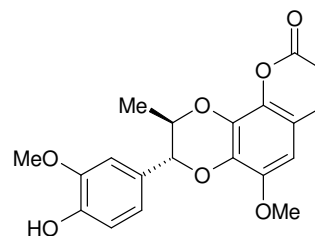


sitosterol

## II. Coumarins

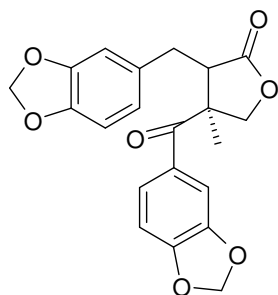


scopoletin

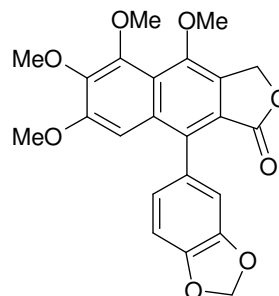


propacin

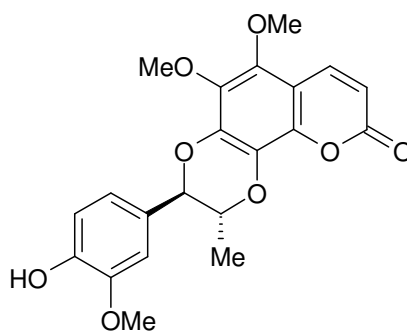
## III. Lignans



oxo-parabenzlactone



5-methoxyjusticidin A



5-methoxypropacin

cosmetics and cosmeceutics (34,52,66) or odontological materials (67). Skin diseases also could be a focus for the medicinal application of *Protium* essential oils, given that they possess antiseptic properties (16) and acaricidal activity (68). The inherent cytotoxicity of lignans and coumarinolignoids present in the wood and roots of *Protium*

species must be better explored in a search for new anti-neoplastic agents (as the similarity between some reported lignans and the well-established etoposide and podophyllotoxin derivatives) (69).

The properties of lowering the water permeability and protecting against oxidative processes also indicate the

*Protium* resins as suitable natural resources for developing general packing material for the pharmaceutical and food industry, aiming to improve the shelf life of their products (70). From the ecological point-of-view, the sustainability of any large-scale resin production would require either an organized scheme for extracting the forestry resource as well as developing or adapting its tapping by chemical means (71). The main goal of the present comprehensive review was to present the research carried out with species of the *Protium* genus, widely spread in South America, in order to organize the data produced since the previous effort in surveying the botanical family Burseraceae (72).

#### References

1. A. Weeks, D. C. Daly and B. B. Simpson. The phylogenetic history and biogeography of the frankincense and myrrh family (Burseraceae) based on nuclear and chloroplast sequence data. *Mol. Phylogenet. Evol.*, **35**(1): 85–101 (2005).
2. A. Engler, Rutaceae, Simarubaceae, Burseraceae. In: A. Engler and Prantl K., eds. *Die Natürlichen Pflanzenfamilien*, 2nd ed., V. 19, (Wilhelm Engelmann, Leipzig, 1913) pp. 187–456.
3. R. T. M. Dahlgren. A revised system of classification of the Angiosperms. *Bot. J. Linn. Soc.*, **80**(2): 91–124 (1980).
4. D. J. Mabberley. *The Plant Book – A portable dictionary of the vascular plants*, 2nd ed., (Cambridge University Press, London, 1998) pp. 1–858.
5. APGII. An update of the Angiosperm Phylogeny Group classification for the orders and families of flowering plants. *Bot. J. Linn. Soc.*, **141**(4): 399–436 (2003).
6. V. C. Souza and H. Lorenzi. *Botânica Sistemática*. (Instituto Plantarum de Estudos da Flora Ltda., Nova Odessa, 2005) pp. 1–640.
7. J. E. L. Ribeiro, M. J. G. Hopkins, A. Vicentini, C. A. Sothers, M. A. S. Costa, M. J. Brito, M. A. D. Souza, L. H. P. Martins, L. G. Lohmann, P. A. C. L. Assunção, E. C. Perreira, C. S. Silva, M. R. Mesquita and L. C. Procópio. *Flora da reserva Ducke: Guia de identificação das plantas vasculares de uma floresta de terra firme na Amazônia Central*. (INPA & ID, Manaus, 1999) pp. 1–800.
8. C. D. Daly. Studies in Neotropical Burseraceae. II. Generic limits in New World Proteaceae and Canariaceae. *Brittonia*, **41**(1): 17–27 (1989).
9. H. Baillon. Recueil Périodique d'Observation Botaniques. *Adansonia*, **8**: 52–53 (1868).
10. A. H. Gentry. *Woody Plants of Northwest South America (Colombia, Ecuador, Peru)*. (Conservation International, Washington DC, 1993) pp. 299–304.
11. M. F. Silva, P. L. B., Lisboa and R. C. L. Lisboa. *Nomes vulgares de plantas amazônicas*. (INPA, Manaus, 1977) pp. 1–222.
12. M. Pio Correa. *Dicionários de plantas úteis do Brasil e das exóticas cultivadas*. V. I (Ministério da Agricultura, Brasília, 1984) pp. 82–83.
13. J. H. Langenheim. *Plant resins: chemistry, evolution, ecology, and ethnobotany*. (Timber Press Inc., Portland, 2003) pp. 1–586.
14. R. M. Maia, P. R. Barbosa, F. G. Cruz, N. F. Roque and M. Fascio. Triterpenes from the resin of *Protium heptaphyllum* March (Burseraceae): characterization in binary mixtures. *Quim. Nova*, **23**(5): 623–26 (2000).
15. F. C. Hoene. *Plantas e substâncias vegetais tóxicas e medicinais*. (São Paulo Graphicals Ed., São Paulo, 1939) pp. 1–355.
16. R. Pernet. Phytochimie des Burseraceae. *Lloydia*, **35**(3): 280–287 (1972).
17. A. F. Costa. *Farmacognosia*, V. 1., (Fundação Calouste Gulbenkian, Lisboa, 1975) pp. 840–871.
18. G. M. Vieira-Junior, C. M. L. Souza and M. H. Chaves. The *Protium heptaphyllum* resin: isolation, structural characterization and evaluation of thermal properties. *Quim. Nova*, **28**(2): 183–87 (2005).
19. E. L. J. Quignard, S. N. Nunomura, A. M. Pohlit, A. M. Alecrim, A. C. S. Pinto, C. N. Portela, L. C. P. Oliveira, L. C. Don, L. F. R. Silva, M. C. Henrique, M. Santos, P. S. Pinto and S. G. Silva. Median lethal concentrations of amazonian plant extracts in the brine shrimp assay. *Pharm. Biol.*, **42**(3): 253–57 (2004).
20. G. S. Susunaga. *Estudo químico e biológico da resina produzida pela espécie Protium heptaphyllum March. (Burseraceae)*. MSc Thesis, (Universidade Federal do Amazonas, Manaus, Brazil, 1996) pp. 1–163.
21. A. C. Siani, M. F. S. Ramos, A. C. Guimarães, G. S. Susunaga and M. G. B. Zoghbi. Volatile constituents from oleoresin of *Protium heptaphyllum* (Aubl.) March. *J. Essent. Oil Res.*, **11**: 72–74 (1999).
22. P. N. Bandeira, M. I. L. Machado, F. S. Cavalcanti and T. L. G. Lemos. *J. Essent. Oil Res.*, **13**: 33 (2001).
23. A. C. Siani, I. S. Garrido, S. S. Monteiro, E. S. Carvalho and M. F. S. Ramos. *Protium icaricaba* as a source of volatile essences. *Biochem. Syst. Ecol.*, **32**(5): 477–89 (2004).
24. M. F. S. Ramos, A. C. Siani, M. R. R. Tappin, A. C. Guimarães and J. E. L. S. Ribeiro. Essential oils from oleoresin of *Protium* spp. of the Amazon region. *Flav. Fragr. J.*, **150**: 383–87 (2000).
25. P. N. Bandeira, O. D. L. Pessoa and T. G. L. Lemos. Secondary metabolites of *Protium heptaphyllum* March. *Quim. Nova*, **23**(6B): 1078–80 (2002).
26. M. P. Lima, D. S. Pinto, L. E. Carvalho, J. E. L. S. Ribeiro, M. O. M. Marques and R. Facanali. *Análise dos óleos voláteis de Protium decandrum da reserva Ducke-AM*. Anais da 29ª Reunião Anual da Sociedade Brasileira de Química, 2006. Available at: <https://sec.sbq.org.br/cd29ra/resumos/T1508-1.pdf>. Accessed – January 26, 2007.
27. M. G. B. Zoghbi, E. V. L. Cunha and W. Wolter-Filho. Essential oil of *Protium unifoliolatum* (Burseraceae). *Acta Amaz.*, **23**: 15–16 (1993).
28. L. B. Machado, M. G. B. Zoghbi and E. H. A. Andrade. Seasonal variation in the composition of the essential oils from the leaves, thin branches and resin of *Protium spruceanum* (Benth.) Engl. *Flav. Fragr. J.*, **18**: 338–41 (2003).
29. A. C. Siani, M. F. S. Ramos, O. M. Lima Junior, R. R. Santos, E. F. Ferreira, R. O. A. Soares, E. C. Rosas, G. S. Susunaga, G. S. Guimarães, M. G. B. Zoghbi and M. G. M. O. Henriques. Evaluation of anti-inflammatory-related of essential oils from the leaves and resin of species of *Protium*. *J. Ethnopharmacol.*, **66**(1): 57–69 (1999).
30. J. M. O. Silva and C. A. G. Câmara. *Constituintes voláteis de Protium baianus* (Burseraceae). Anais do XXVI Congresso Latinoamericano de Química e 27ª Reunião Anual da Sociedade Brasileira de Química, (São Paulo, Brasil, 2004).
31. M. G. B. Zoghbi, J. G. S. Maia and A. I. R. Luz. Volatile constituents from leaves and stems of *Protium heptaphyllum* (Aubl.) March. *J. Essent. Oil Res.*, **7**: 541–543, (1995).
32. J. C. S. Oliveira, I. A. Neves, L. L. D. Silva, C. A. G. Câmara and M. O. E. Schwartz. *Monitoramento da variação do óleo essencial de folhas de Protium bahianum (Burseraceae), que ocorre em Pernambuco*. Anais da 29ª Reunião Anual da Sociedade Brasileira de Química, 2006. Available at: <https://sec.sbq.org.br/cd29ra/resumos/T1428-2.pdf>. Accessed – January 26, 2007
33. J. B. G. Siqueira, M. G. B. Zoghbi, J. A. Cabral and W. W. Filho. Lignans from *Protium tenuifolium*, *J. Nat. Prod.*, **58**(5): 730–32 (1995).
34. F. A. Oliveira, R. C. P. Lima-Junior, W. M. Cordeiro, G. M. Vieira Junior, M. H. Chaves, F. R. C. Almeida, R. M. Silva, F. A. Santos and V. S. M. Rao. Pentacyclic triterpenoids,  $\alpha$  e  $\beta$ -amyrins, suppress the scratching behavior in mouse model of pruritus. *Pharm. Biochem. Behav.*, **78**(4): 719–25, 2004.
35. J. R. A. Silva. *Óleo-resinas de dez espécies de Protium*. MSc Thesis, (Instituto Nacional de Pesquisas da Amazônia & Universidade Federal da Amazônia, 1995) pp. 1–131.
36. G. S. Susunaga, A. C. Siani, M. G. Pizzolatti, R. A. Yunes and F. D. Monache. Triterpenes from resin of *Protium heptaphyllum*. *Fitoterapia*, **72**(6): 709–11 (2001).
37. F. V. Lima, A. Malheiros, M. F. Otuki, J. B. Calixto, R. A. Yunes, V. Chechinel Filho and F. Delle-Monache. Three new triterpenes from the resinous bark of *Protium kleinii* and their antinociceptive activity. *J. Braz. Chem. Soc.*, **16**(3B): 578–82 (2005).
38. F. B. G. Castro, J. B. Fernandes, M. F. G. F. Silva, and P. C. Vieira. *Estudo fitoquímico de Protium icaricaba (Burseraceae)*. Anais XL Congresso da Sociedade Brasileira para o Progresso da Ciência – SBPC, 1988, pp. 575.
39. A. C. Guimarães. *Estudo Químico e Avaliação Biológica das Folhas de Protium strumosum, P. grandifolium, P. llewelynii e P. alstonii*. MSc Thesis (Universidade Federal do Amazonas, Manaus, Brazil 1997) pp. 1–98.
40. E. X. Almeida, L. M. Conserva and R. P. L. Lemos. Coumarins, coumarinligninoids and terpenes from *Protium heptaphyllum*. *Biochem. Syst. Ecol.*, **30**(7): 685–87 (2002).
41. P. N. Bandeira, T. L. G. Lemos, S. M. O. Costa. *Estudo fitoquímico das folhas e caule de espécies de Protium heptaphyllum*. Anais do XXVI Congresso Latinoamericano de Química e 27ª Reunião Anual da Sociedade Brasileira de Química, (São Paulo, Brasil, 2004).
42. T. O. G. Costa. *Contribuição ao estudo fitoquímico do gênero Protium: Protium hebetatum (Burseraceae)*. MSc Thesis (Universidade Federal do Amazonas, Manaus, Brazil, 1996) pp. 1–69.
43. M. G. B. Zoghbi, N. F. Roque and O. R. Gottlieb. Propacin, a coumarinlignoid from *Protium opacum*. *Phytochemistry*, **20**(1): 180 (1981).
44. A. Magalhães, M. G. B. Zoghbi and A. C. Siani. 5-Methoxypropacin, a novel coumarinlignoid from *Protium unifoliolatum*. *Nat. Prod. Res.*, **20**(1): 43–46 (2006).
45. A. C. Siani, M. G. B. Zoghbi, E. L. A. Wolter and I. Vencato. 5-Methoxyjusticidin A, a new aryl-naphthalene lignan from *Protium unifoliolatum*. *J. Nat. Prod.*, **61**(6): 796–97 (1998).
46. E. Deharo, G. Bourdy, C. Quenevo, V. Muñoz, G. Ruiz and M. Sauvain. A search for natural bioactive compounds in Bolivia through a multidisciplinary approach. Part V. Evaluation of the antimalarial activity of plants used by the Tacana Indians. *J. Ethnopharmacol.*, **77**(1): 91–8 (2001).
47. R. J. Case, A. O. Tucker, M. J. Maciarello and K. A. Wheeler. Chemistry and Ethnobotany of Commercial Incense Copals, Copal Blanco, Copal Oro, and Copal Negro, of North America. *Econ. Bot.*, **57**(2): 189–202 (2003).
48. C. G. B. Frischkorn, H. E. Frischkorn and E. Carrazzoni. Cercaricidal activity of some essential oils of plants from Brazil. *Naturwissenschaften*, **65**(2): 480–83, (1978).
49. F. A. Oliveira, G. M. Vieira-Junior, M. H. Chaves, F. R. C. Almeida, M. G. Florêncio, R. C. P. Lima-Junior, R. M. Silva, F. A. Santos and V. S. M. Rao. Gastroprotective and anti-inflammatory effects of resin from *Protium heptaphyllum* in mice and rats. *Pharmacol. Res.*, **49**(2): 105–11, (2004).
50. M. F. Otuki, F. V. Lima, A. Malheiros, R. A. Yunes and J. B. Calixto. Topical antiinflammatory effects of the ether extract from *Protium kleinii* and  $\alpha$ -amyrin pentacyclic triterpene. *Eur. J. Pharmacol.*, **507**(1–3): 253–59 (2005).

51. G. F. Aragão. *Atividade Antiinflamatória, antiagregante plaquetária e efeitos centrais de alfa e beta amirina isolada de Protium heptaphyllum Aubl March*. MSc Thesis, (Universidade Federal do Ceará, Fortaleza, Brazil, 2004) pp. 1-204.
52. R. Medeiros, M. F. Otuki, M. C. W. Avellar and J. B. Calixto. Mechanism underlying the inhibitory actions of the pentacyclic triterpene  $\alpha$ -amyrin in the mouse skin inflammation induced by phorbol ester 12-O-tetradecanoylphorbol-13-acetate. *Eur. J. Pharmacol.*, **559(2-3)**: 227-235 (2007).
53. F. A. Oliveira. *Estudo das atividades farmacológicas da resina de Protium hetaphyllum (Aubl.) March. e de seus principais constituintes, mistura de  $\alpha$ - e  $\beta$ -amirina*. Doctorate Thesis (Universidade Federal do Ceará, Fortaleza, Brazil, 2005) pp. 1-242.
54. F. A. Oliveira, M. H. Chaves, F. R. C. Almeida, R. C. P. Lima-Junior, R. M. Silva, J. L. Maia, G. A. A. C. Brito, W. M. Cordeiro, F. A. Santos and V. S. M. Rao. Protective effect of  $\alpha$ - and  $\beta$ -amyrin, a triterpene mixture from *Protium heptaphyllum* (Aubl.) March. trunk wood resin, against acetaminophen-induced liver injury in mice. *J. Ethnopharmacol.*, **98(1-2)**: 103-08, (2005).
55. F. A. Oliveira, C. L. S. Costa, M. H. Chaves, F. R. C. Almeida, I. J. M. Cavalcante, A. F. Lima, R. C. P. Lima-Junior, R. M. Silva, A. R. Campos, F. A. Santos and V. S. M. Rao. Attenuation of capsaicin-induced acute and visceral nociceptive pain by  $\alpha$ - and  $\beta$ -amyrin, a triterpene isolated from *Protium heptaphyllum* resin in mice. *Life Sci.*, **77(23)**: 2942-52, (2005).
56. R. C. P. Lima-Junior, F. A. Oliveira, L. A. Gurgel, I. J. M. Cavalcante, K. A. Santos, D. A. Campos, C. A. L. Vale, R. M. Silva, M. H. Chaves, V. S. N. Rao and F. A. Santos. Attenuation of visceral nociception by  $\alpha$ - and  $\beta$ - amyrin, a nriterpenoid mixture isolated from the resin of *Protium heptaphyllum*, in mice. *Planta Med.*, **72(1)**: 34-39 (2006).
57. M. F. Otuki, F. V. Lima, A. Malheiros, V. Cachinel-Filho, F. D. Monache, R. A. Yunes and J. B. Calixto. Evaluation of antinociceptive action caused by fraction and triterpene  $\alpha$  isolated from resin of *Protium kleinii*. *Life Sci.*, **69(19)**: 2225-36, (2001).
58. M. F. Otuki, J. Ferreira, F. V. Lima, C. M. Silva, A. Malheiros, L. A. Muller, G. S. Cani, A. R. S. Santos, R. A. Yunes and J.B. Calixto. Antinociceptive properties of mixture of  $\alpha$ -amyrin and  $\beta$ -amyrin triterpenes: evidence for participation of protein Kinase C and Kinase A pathways. *J. Pharmacol. Exp. Ther.*, **313**: 310-18, (2005).
59. M. T. S. Trevisan, F. V. V. Macedo, M. Van de Meent, I. K. Rhee and R. Verpoorte. Screening for acetylcholinesterase inhibitors from plants to treat Alzheimer's disease. *Quim. Nova*, **26(3)**: 301-04 (2003).
60. E. X. Almeida, L. M. Conserva, L. F. C. O. Lima, E. M. M. Rocha and G. Fontes. *Derivados fenilpropanóicos de extrato clorofórmico, ativo in vivo contra Plasmodium berguei, do caule e cascas de Protium heptaphyllum*. Anais da 24ª reunião Anual da Sociedade Brasileira de Química, (Poços de Caldas, Brasil, 2001).
61. E. L. J. Quignard, A. M. Pohlit, S. N. Nunomura, A. C. S. Pinto, E. V. M. Santos, S. K. R. Morais, A. M. Alecrim, A. C. S. Pedroso, B. R. B. Cyrino, C. S. Melo, E. K. Finney, E. O. Gomes, K. S. Souza, L. C. P. Oliveira, L. C. Don, L. F. R. Silva, M. M. A. Queiroz, M. C. Henrique, M. Santos, O. S. Pinto and S. G. Silva. Screening of plants found in Amazonas State for lethality towards brine shrimp. *Acta Amaz.*, **33**: 93-04 (2003).
62. A. M. G. L. Citó, A. A. Souza, J. A. D. Lopes, M. H. Chaves, F. B. Costa, A. S. A. Souza and M. P. M. Amaral. *Protium heptaphyllum* March (Burceraceae resin): chemical composition of essential oil and cytotoxic evaluation with respect to *Artemia salina* Leach. *An. Assoc. Bras. Quim.*, **52(2)**: 74-76, (2003).
63. I. Ramirez, D. Jimenez, A. Bahsas and M. Jimenez. Phytochemical study and evaluation of the toxicity of the resin of *Protium heptaphyllum* (Aubl.) March. *Rev. Lat. Quim.*, **32(2)**: 56-60 (2004).
64. E. Guenther. *The Essential Oils*, V. IV, (Krieger Publishing Company, Malabar, 1976) pp. 329-752.
65. V. D. Patil, U. R. Nayak and S. Dev. Chemistry of Ayurvedic Crude Drugs – I. Guggulu (resin from *Commiphora mukul*)-1: Steroidal Constituents. *Tetrahedron*, **28(8)**: 2341-2352, (1972).
66. C. T. Rizzini, W. B. Mors. *Botânica Econômica Brasileira*, 2<sup>nd</sup> ed. (Âmbito Cultural Edições Ltda, Rio de Janeiro, 1966) pp. 49-54.
67. W. H. Lewis and M. P. F. Elvin-Lewis. *Medical Botany: Plants affecting man's Health*. (John Wiley and Sons, New York, 1977) pp. 1-515.
68. W. J. T. Pontes, T. M. G. Selva, J. C. S. Oliveira, C. A. G. Câmara, A. C. H. R. Lopes, J. V. Oliveira, M. G. C. Gondim-Júnior and M. O. E. Schwartz., Composição química e atividade acaricida do óleo essencial da resina de *Protium bahianum* sobre o ácaro rajado, *Tetranychus urticae*. Anais da 29ª Reunião Anual da Sociedade Brasileira de Química, (2006). Accessed – January, 26, 2007 Available at: <https://sec.sbg.org.br/cd29ra/resumos/T2022-2.pdf>.
69. Merck Research Laboratories. *The Merck Index*, 11<sup>th</sup> ed., (Merck & CO., Inc., Rahay, 1989) pp. 610 (entry 3839); pp. 1200 (entry 7520).
70. L. C. Bertan, P. S. Tanada-Palmu, A.C. Siani, C. R. F. Grosso. Effect of fatty acids and 'Brazilian elemi' on composite films based on gelatin. *Food Hydrocoloids*, **19(1)**: 73-82 (2005).
71. J. R. Bhatt, M. N. B. Nair, H. Y. M. Ram. Enhancement of oleo-gum resin production in *Commiphora wightii* by improved tapping technique. *Curr. Sci.*, **58**: 349-357 (1989).
72. S. A. Khalid, Chemistry of the Burseraceae. In: P.G. Waterman and M. F. Grondon, eds. *Chemistry and Chemical Taxonomy of the Rutales*, (Academic Press, New York, 1983) pp. 281-299.

\*\*\*\*\*