

Medicinal mushrooms: Towards a new horizon

A. Ganeshpurkar, G. Rai, A. P. Jain

Department of Pharmacology, Shri Ram Institute of Technology- Pharmacy, In front of ITI, Madhotal, Jabalpur, Madhya Pradesh – 482 002, India

Submitted: 23-03-2010

Revised: 24-03-2010

ABSTRACT

The arising awareness about functional food has created a boom in this new millennium. Mushrooms are widely consumed by the people due to their nutritive and medicinal properties. Belonging to taxonomic category of basidiomycetes or ascomycetes, these mushrooms possess antioxidant and antimicrobial properties. They are also one of the richest source of anticancer and immunomodulating agents. Thus these novel myochemicals from these mushrooms are the wave of future.

Key words: Anticancer, antimicrobials, antioxidants, immunomodulators, mushrooms, myochemicals

INTRODUCTION

The concept of “functional food” has been raised from the knowledge of a relationship between diet and disease and thus it has led to the development of a new scientific discipline, which is termed as “functional food science.”^[1] A food could be accounted as “functional” if it contains food component that affects any identified body function in a positive manner, and could be available in different forms or under different names viz. dietary supplements, medicinal foods, vita foods, phytochemicals, and myochemicals and also pharmafood, which could be used specifically to improve the health.^[2]

Among the developed nations, there are many causes of death or disability that include heart diseases, diabetes, obesity, and cancer, which could be attributed to diet.^[3] Scientific evidences justify the fact that diet influences the health as well as controls and modulates many functions of body and thus plays an important role in the maintenance of good health; this homeostasis produced, therefore, decreases the chances of many chronic diseases.^[4] Millennia are evident that mushrooms have been extensively used by human for consumption, which is due to their flavor and medicinal properties. Widely sold as nutritional agents, these mushrooms are helpful to human health.^[5,6] These mushrooms are extensively known for their immunomodulatory, hepatoprotective, antinoceptive, antidiabetic, antiviral, and antimicrobial properties.^[7,8]

“Mushroom” is not a taxonomic category. Chang *et al.* defined the mushrooms as “a macro fungus with distinctive fruiting

bodies that could be hypogeous or epigeous, large enough to be seen by naked eyes and to be picked by hands.”^[9] From taxonomic view, mainly basidiomycetes and some species of ascomycetes belong to category of mushrooms. Mushrooms constitute 22,000 known species. They are widely available on earth and about 10% of them are explored. It is an estimate that there are about 140,000 species of mushroom present on earth. Among the unexplored and unexamined mushrooms, if the proportion of useful mushroom is 5%, it suggests that 7000 undiscovered species would possibly provide benefit to mankind.^[10] Several thousand years ago, it was recognized that many edible and some nonedible, nonconsumable mushrooms could have valuable health benefits. The edible class of mushrooms that shows potential medicinal and functional properties includes *Lentinus*, *Auricularia*, *Hericium*, *Grifola*, *Flammulina*, *Pleurotus*, and *Tremella*. The other species known only for their medicinal properties include *Ganoderma*, *Trametes*, etc. As they are coarse, harder in texture, and are bitter in taste.^[11,12] Mushrooms are found to be good source of vitamins especially thiamine [B₁], riboflavin [B₂], niacin, biotin, and ascorbic acid (vitamin C). Vitamin A and D are rarely found but certain species contain detectable amount of vitamin D when exposed to UV light. Crude fat content of mushroom consists of lipids viz. mono, di, and triglycerides, sterols, phospholipids.^[13]

In the present era, medicinal mushrooms are being focused for discovering such compounds that could modulate the response of immune cells. Thus by doing so, they might be useful for stimulating and enhancing the biological response of immune system. And therefore they could be utilized for the treatment of tumor and other immunodeficiency status along as a combination with antibiotics as well as vaccine adjuvant.^[14] In case of immunosuppressive activity, they might be used in autoimmune diseases.^[15]

As stated earlier, being fungi, mushrooms contain a variety of

Address for correspondence:

Dr. Alok Pal Jain,
E-mail: dralokpaljain@gmail.com

DOI: 10.4103/0973-7847.70904

constituents that have plethora of activities including antioxidant activity, anti-infective activity, anticancer activity, as well as modulation of immune system.

Antioxidant activity

Oxygen by the virtue of its oxidation properties plays a pivotal role in biological system that include nutrient utilization, transport of electrons for production of ATP, and removal of xenobiotics.^[16] Oxygen gets converted into reactive form, for instance, superoxide radical [O_2^-], hydroxyl radical [OH], and H_2O_2 that have the DNA nicking property, which could also harm essential enzymes and structural proteins and may lead to autooxidation or lipid peroxidation.^[17,18] Mushrooms have been found to contain antioxidant substance that could prevent the destructive oxidative process within the organism.

Phellinus rimosus

The species is mostly confined to plains and tropical forest.^[19] In Chinese medicine, the hot water extracts of fruiting body of *Phellinus* spp. have been reported to be used to cure many ailments and it is believed to refresh human body and promotes longevity.^[20] Various extracts of *Phellinus* spp. are found to scavenge O_2^- , OH , and nitric oxide radicals generated from free radicals when studied *in vitro*.^[21-23]

Ganoderma

Ganoderma lucidum and other related species describe their longest historical usage. Near about 4000 years ago due to their medicinal properties,^[24] *Ganoderma* spp. is to be famous tonic and found an important place in Chinese medicine due to its beneficial effects to all viscera and nontoxic nature [Figure 1].^[25]

Phenolics and other phytoconstituents found in *Ganoderma* efficiently scavenged the O_2^- , OH radical generated experimentally during *in vitro* studies and thus are found to have antioxidant and chelating activity along with reducing power and chelating abilities.^[26]

Agaricus bisporus

Commonly known as button mushroom or table mushroom, *A. bisporus* is cultivated edible basidiomycetes found extensively in Europe and North America. It is perhaps one of the most cultivated species of mushroom across the world. Boiled as well as raw extract of *A. bisporus*, due to virtue of some antioxidants in it, effectively inhibited the oxidative crisis in *in vitro* experiments [Figure 2].^[27]

Pleurotus species

Oyster mushroom/*Pleurotus* spp is an edible and extensively grown mushroom.^[28] Some species of *Pleurotus* are found to contain antioxidants, anti-inflammatory, and antitumor compounds.^[29,30] Methanolic extract from fruiting body of *P. florida* are found to have OH radical scavenging activity and lipid peroxidation inhibiting activities [Figure 3].^[29]

Mushrooms with antioxidant activities are summarized in Table 1



Figure 1: *Ganoderma lucidum*



Figure 2: *Agaricus bisporus*




Figure 3: *Pleurotus ostreatus*

Antimicrobial activity

Up till date, multiple drug resistance in human pathogenic microorganism has developed, which might be due to the use of commercial antimicrobial drugs that are used to treat infection.

This has led to search of a new antimicrobial agent.^[34] The mycelia and fruiting body extracts of various array of mushroom have been accounted for antimicrobial activity against a wide range of infectious microorganisms.^[35,36]

In order to endure in their natural milieu, mushroom needs antibacterial and antifungal compounds. A number of antimicrobial agents with less or more activities might be isolated from the mushrooms, which may prove themselves to be beneficial to human health.^[37] Some mushrooms with antimicrobial activities are discussed next.

G. annulare and allied species

Applanoxidic acid isolated from *G. annulare* [Fr.] Glibn show weak antifungal activity against trichophyton mentagrophytes.^[38] Steroidal compounds like 5aergosta-7,22-dien-3b-ol or 5,8 epidioxy-5a,8a-ergosta 6,22- dien 3b ol isolated from *G applanatum* [Pers.] Pat., proved to be weakly active against a number of Gram-positive and Gram-negative microorganisms.^[39]

Lentinula edodes

It contains oxalic acid, which is responsible for antimicrobial effect against *Staphylococcus aureus* and other bacteria. Ethanol extract from the mycelium of *Lentinula edodes* also possess antiprotozoal activity against *Paramecium caudatum* [Figure 4].^[40]

A. bisporus

A. bisporus show potential activity against gram positive bacteria and to a lesser extent gram negative bacterium, due to narrow spectrum of activity, it is also effective against *Bacillus subtilis*.^[27]

Some antifungal proteins,^[41] lectins,^[42] ribonucleases,^[43] and

laccases^[44] of mushroom origin are known to inhibit HIV 1 reverse transcriptase [Table 2].

Anticancer activity

National Cancer Institute (NCI US) recently has emphasized upon natural products like plants, marine organisms, and microorganisms as source of new drug discovery. In the year 1956, NCI started screening of some plant drugs for studying anticancer activity. Today currently available and therapeutic useful anticancer drugs are natural products from plants and their derivatives. Mushrooms comprise a vast and yet largely untapped source of powerful new pharmaceutical products. They are the unlimited source of polysaccharides which possess anticancer and immunostimulating properties. The polysaccharides found in mushroom do not directly attack cancer cells but produce antitumor effects by activating different immune response in host. The antitumor actions of these polysaccharides require a T-cell component and their activity is mediated through thymus-dependent immune mechanism. This application depends on biological properties as well as biotechnological availability.^[53,54] Some mushrooms with potential anticancer activity are discussed next.



Figure 4: *Lentinula edodes*

Table 1: Antioxidant properties of some mushrooms

Biological source	Activities
<i>Agaricus bisporus</i> ^[27]	Effective scavenger of ABTS +
<i>Ganoderma lucidum</i> ^[31,32]	Effective scavenger of O ₂ ⁻ and ·OH radicals
<i>Pleurotus florida</i> ^[29]	·OH radical scavenging and lipid peroxidation inhibiting activities
<i>Phellinus rimosus</i> ^[22,23]	Effective scavenger of O ₂ ⁻ and ·OH
<i>Leucopaxillus giganteus</i> ^[33]	Effective scavenger of O ₂ ⁻

Table 2: Role and therapeutic activities of mycochemicals from mushrooms

Biological source	Activity	Constituent
<i>Leucopaxillus giganteus</i> ^[33]	Antibiotic	Clitocybin
<i>Agaricus bisporus</i> ^[27]	Antibiotic	-
<i>Phellinus linteus</i> ^[45,47]	Potent protein glycation inhibitor	Interfungins A,
<i>Phellinus linteus</i> ^[46]	Potential antitumor agent in breast and bladder cancers	Hispolon
<i>Ganoderma lucidum</i> ^[95]	Hypoglycemic activity	Ganoderans A and B
<i>Phellinus linteus</i> ^[48]	Antiarthritic activity	Proteoglycan
<i>Ganoderma lucidum</i> ^[49-51]	Antifungal	Ganodermin
	Cholesterol synthesis inhibitors	Ganoderic acid
	Txa-2 inhibitor	Ganoderic acid
<i>Piptoporus betulinus</i> Lu ^[52]	Antibiotic	Piptamine

Phellinus linetus

P. linetus is a basidiomycetes fungus that is found mainly in America, Africa, and Asia and has been recognized as medicinal mushrooms.^[55] The biological active component isolated from *P. linetus* are polysaccharides,^[56] acidic proteoheteroglycans with mixed α , β linkage, and a [1-6] - branched type [1-3]-glycan.^[57] These complex polysaccharides have been detected in a variety of different mushroom species and linked to the immunostimulatory and antitumor activities.^[54] Inhibition of invasive melanoma B 16 cells through downregulation of m-RNA level of urokinase plasminogen activator [μ PA] and by the inhibition of pulmonary metastasis in mice.^[58]

Agaricus bisporus

The polysaccharide fraction of *A. bisporus* extract, which is commercially developed as a dietary supplement for use as an immunostimulating agent and kidney tonic, is also suggested as an anticancer compound due to its immune stimulating properties.^[58] Button mushroom are one of the main dietary constituent that can reduce the risk of hormone-dependent breast cancer in women.^[59,60] Thus they could be a good prevention strategy because they are available readily, affordable, and acceptable worldwide to people [Figure 5].^[66,67]

Pleurotus species

These have high medicinal value. The compounds isolated from them have antihypertensive antihypercholesteremic activity.^[61-63] Methanolic extract of the fruiting bodies of *Pleurotus florida*,^[29] occurring in South India showed profound antitumor activity against the Ehrlich's ascites carcinoma (EAC) cell-line induced solid tumor model in mice.

Lentinus edodes

Lentinan is the first compound isolated which has shown greater antitumor and antiproliferative effects as compared to other mushroom polysaccharides.^[64,65] The purified polysaccharides from mushrooms in many xenografts have shown tumor regression. The cytostatic effect produced by lentinan is mainly due to activation of host immune response.^[66] Lentinan is a pure

polysaccharide composed only of atoms of carbon, oxygen, and hydrogen, the glycoprotein have also shown antitumor activity in xenograft model. Lentinan, therefore, has proved successful in prolonging the overall survival of cancer patients, mainly in patients with gastric and colorectal cancer.^[67,68]

Grifola frondosa

B D Glucan and glycoprotein complexes derived from this mushroom possess strong antitumor activity in xerographs.^[69] More recently, a highly purified extract, β -glucan [β -1, 6 glucan branched with a β -1, 3-linkage] has become available which has considerable immunomodulating and antitumor activities in animal models, and is orally bioavailable [Figures 6-8]^[70] [Table 3].

Immunomodulator activity

Compounds like proteins, peptides, lipopolysaccharides, glycoproteins, and lipid derivatives, have all been classified as molecules that have potent effects on the immune system. Polysaccharides are generally T-lymphocyte-dependent antigen, which does not elicit cell-mediated immune response. Certain natural polymeric polysaccharides have recently been cited as potent immunomodulatory agents.^[79]



Figure 5: *Grifola frondosa*



Figure 6: *Trametes versicolor*

Table 3: Cytotoxic and antitumor potential of some mushrooms

Biological source	Activity/use
<i>Pleurotus ostreatus</i> ^[71,72]	Cytotoxic, apoptotic Antihepatoma and antisarcoma activity
<i>Agaricus biosporus</i> ^[73]	lower estrogen levels in the human body, reduce breast cancer susceptibility
<i>Phellinus rimosus</i> ^[74]	Cytotoxic and antitumor activities
<i>Agaricus blazei</i> Murrill ^[75]	Antitumor activity
<i>Calvatia caelata</i> ^[76]	Antiproliferative and antimetogenic activities
<i>Hohenbuehelia serotina</i> ^[77]	Antitumor activity
<i>Inonotus obliquus</i> ^[78]	Antitumor and hypoglycemic activities



Figure 7: *Schizophyllum commune*

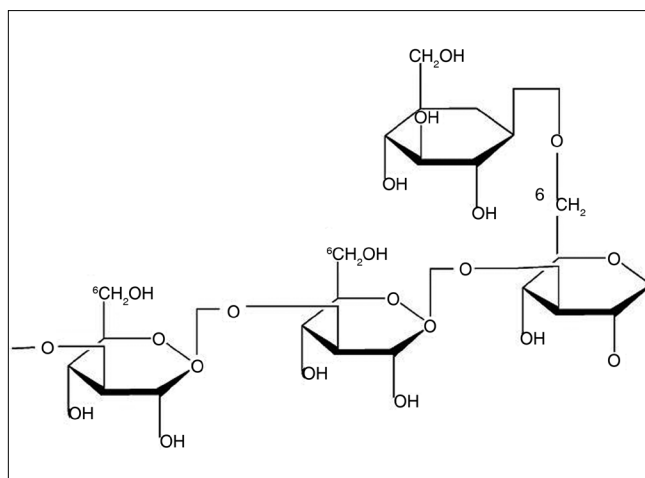


Figure 8: β Glucan

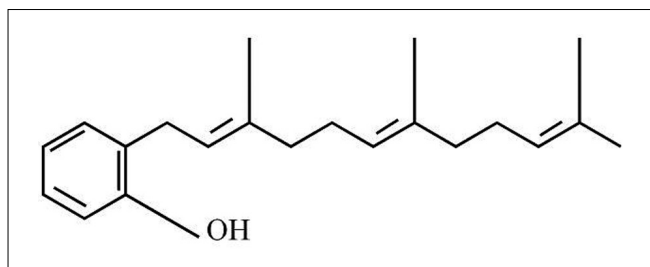


Figure 9: Grifolin

The immune system has a pivotal role in the body's defense against infections and formation of tumors. Body's defense against viral attack and against spontaneously arising malignant tumor cells comprises a dynamic orchestrated interplay of innate and acquired immune responses. Innate immunity that comprises macrophages, neutrophils, natural killer, and dendritic cells get regulated by cytokines and by the activation of inflammatory and acute phase responses.^[80] Bioactive polysaccharides from mushrooms play a key role in immunomodulation. The ability of these bioactive polysaccharides bound protein to modulate immune cells that is contributed due to their structural diversity and variability of these macromolecules.^[81]

Lentinus edodes

L. edodes is the source of two preparations with profound pharmacological effects – *L. edodes* mycelium [LEM] extract and lentinan.^[82] Lentinan acts by producing its antitumor effect by activating different immune responses in the host. This immunomodulation is due to maturation, differentiation, or proliferation of cells involved in host defense mechanisms. Therefore, Lentinan increases host resistance against various kinds of cancer and has the potential to restore the immune function of affected individuals.

Lentinan can activate NK cells *in vitro* in the same concentrations that are achieved in the blood plasma of patients treated clinically with lentinan.

NK cell activity is involved in tumor suppression and while these

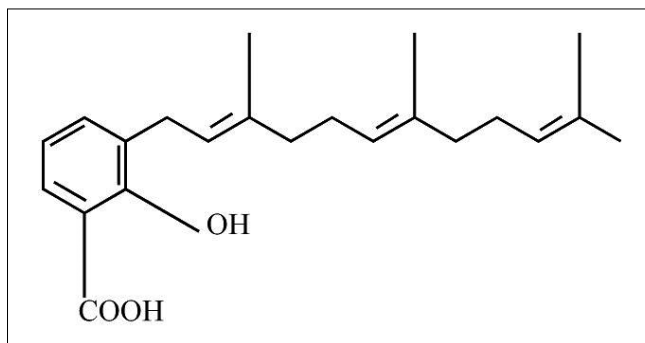


Figure 10: Grifolic acid

cells do not stimulate certain T killer cell activity, or do so only under certain conditions, they are strong T helper cell stimulants both *in vitro* and *in vivo*.

- Lentinan can inhibit prostaglandin synthesis, which can slow T cell differentiation in animals and humans, as well as inhibiting suppressor T cell activity *in vivo*.^[83]
- Lentinan is also reported to increase in the activation of nonspecific inflammatory response such as acute phase protein production.^[84]
- It also enhances vascular dilation and hemorrhage inducing factor *in vivo*.^[85]
- It also has a role in activation and generation of helper and cytotoxic T-cells.^[86]

Therefore the immunopotentiality by [1-3]- β -D-glucan of lentinan involves activation of cytotoxic macrophages, helper T-cells and NK cells, and the promotion of T cell differentiation.^[87]

Ganoderma lucidum

Ganoderma lucidum has been used extensively as “mushrooms of immortality” in China and other Asian countries for 2000 years.^[88] Substances with immense immunomodulating action have been isolated from this mushroom, including polysaccharides [in particular β -D-glucan], proteins [e.g. Ling Zhi 8] and triterpenoids.^[89]

Table 4: Immunomodulators from Ganoderma lucidum

Constituents	Activity
Polysaccharides ^[93,94] (β-d-glucans)	Induce biological response by binding to membrane complement receptor type three (CR3, αMβ2 integrin, or CD11b/CD18) on immune effector cells such as macrophages
Triterpenoids ^[95] (ganoderic acid, lucidenic acid, ganodermic acids, ganoderenic acids, lucidone, ganoderal, and ganoderols)	Immunomodulating activity

A β-D-glucan [Ganoderan] and a protein-polysaccharide fraction [GLB] from *G. lucidum* are potent stimulators of mice and chicken macrophages. Ganoderan and GLB have been shown to increase the expression of MHC class II molecules on these antigen-presenting macrophages.^[90] There is also evidence to suggest that extracts from *G. lucidum* can influence humoral or B-cell immunity.^[91] An alkali extract from *G. lucidum* activated both the classical and alternative pathways of the complement system. This extract also activated the reticuloendothelial system and increased hemolytic plaque forming cells in the spleen of mice^[92] [Table 4].

Trametes versicolor

Protein-bound polysaccharides PSK (Krestin) and PSP have been isolated from the mushroom *Trametes versicolor*. These compounds are chemically relatively similar and have a molecular mass of about 100 kDa. The polysaccharide component is made up of monosaccharide with α [1-4] and β [1-3]-glucosidic linkages and possesses immunomodulating activity [Figure 9].^[96]

Schizophyllum commune

The antitumor activity of Schizophyllan is due mainly to host mediated immune responses.^[97] Schizophyllan is T-cell oriented immunopotentiator and therefore requires a functional T-cell component for its biological activity and that the action of [1-3]-β-D glucans on the host's immune system might:

- increase helper T-cell production,
- increase macrophage production,
- Bring about a nonimmunological increase in the host defense mechanisms through stimulation of acute-phase proteins and colony-stimulating factors, which in turn effects proliferation of macrophages, and lymphocytes and activation of the complement system [Figure 10].^[87]

CONCLUSION

The medicinal mushrooms are intended to be used all along the globe as functional food; a wide range of purified biochemicals obtained from them could be used to benefit human health and disease management [Table 5]. In the opinion of Chang, mycelial products are the “wave of the future” because they ensure standardized quality and year around production. The mushroom genome is potentially a natural source of novel myochemicals.

Table 5: List of some edible and nonedible mushrooms and their activities

Biological source	Activity/Use
<i>Pleurotus</i> spp. ^[98]	Radical scavenger
<i>Hygrocybe</i> spp. ^[98]	Chelating effect, iron, and calcium contents
<i>Hygrophorus</i> spp. ^[98]	Iron and calcium contents
<i>Pleurotus ostreatus</i> ^[99,100]	Lowers cholesterol levels
<i>Lentinula edodes</i> ^[101,102]	Antimutagenic effects
<i>Pleurotus ostreatus</i> ^[103]	Antibacterial Activities
<i>Grifola frondosa</i> ^[104]	Anticancer and hypoglycemic effects
<i>Sparassis crispa</i> ^[105,106]	Antitumor and hematopoietic activity Immunomodulating activity
<i>Hypsizigus marmoreus</i> ^[107]	Antifungal and antiproliferative activities
<i>Lactarius vellereus</i> ^[108]	Antigenotoxic activity
<i>Ganoderma lucidum</i> ^[109-111]	Antiallergic Angiotensin converting enzyme inhibitors antioxidant and free radical scavenging activity
<i>Grifola frondosa</i> ^[112]	Cyclooxygenase inhibitor
<i>Agaricus brasiliensis</i> ^[113]	Antiviral activity
<i>Coriolus versicolor</i> ^[114]	Anti HIV
<i>Hypsizigus marmoreus</i> ^[115]	Antitubercular activity
<i>Hericium erinaceus</i> ^[116]	Cognition improvement properties
<i>Piptoporus betulinus</i> ^[117]	Anti-inflammatory and antihyaluronate lyase activities
<i>Agaricus bisporus</i> ^[60]	Enhances natural killer cell activity

That's why the intelligent use of these mushrooms can boost the host defense mechanism of populace.

REFERENCES

1. Sadler M, Saltmarsh M. Functional Foods: The Consumer, the Products and the Evidence. Cambridge: Royal Society of Chemistry; 1998.
2. Hasler CM. Functional food: The western prospective. *Nutr Rev*. 1996;54:506-10.
3. Barasi M. Human Nutrition: A Health Perspective. London: Arnold;2003
4. Carter J. Food:Your Miracle Medicine.New York: Harper Collins Publishers Inc.1999.
5. Barbisan L.F., Spinardi-Barbisan ALS, Moreira ELT, Salvadori DMF, Ribeiro LR Eira AF. *Agaricus blazei* (Himematsutake) does not alter the development of rat diethylnitrosamine-initiated hepatic preneoplastic foci. *Cancer Sci*.2003;94:188-92.
6. Bellini MF, Giacomini NL, Eira AF, Ribeiro LR, Mantovani MS. Anticlastogenic effect of aqueous extracts of *Agaricus blazei* on CHO k1 cells, studying different developmental phases of the mushroom. *Toxicol In Vitro*. 2003;17:465-9.
7. Wasser SP, Weis AL. Medicinal properties of substances occurring in higher basidiomycete mushrooms: A modern prospective. *Crit Rev Immunol* 1999;19:65-96.
8. Wasser SP, Weis AL. Medicinal values of the genus *Pleurotus* (Fr) P.Krast (*Agaricales* S. R. Basidiomycetes). *Int J Med Mushrooms*.1999;1:69-70.

9. Chang ST, Miles PG. Mushrooms biology-a new discipline. *Mycologist*. 1992;6:64-5.
10. Hawksworth DL. Mushrooms: The extent of the unexplored potential. *Int J Med Mushrooms* 2001;3:333-7
11. Bensky D, Gamble A. *Chinese Materia Medica*. 2nd ed. Seattle:Eastland Press; 1993.
12. Hobbs C. *Medicinal Mushrooms: An Exploitation of Tradition, Healing and Culture*. Santa Cruz: Botanica Press; 1995.
13. Breene W. Nutritional and medicinal value of speciality mushrooms. *J Food Prod Mark*.1990;53:883-94.
14. Jong SC., Birmingham JM. Medicinal benefits of the mushroom *Ganoderma*. *Adv App Microbio*. 1992;37:101-34.
15. Badger AM. Developments in Industrial Microbiology, In: Sarasota FL, Nash CH, Underkofler LA, editors. *Proceedings of the Fortieth General Meeting of the Society for Industrial Microbiology Vol 25*.Arlington VA, 1983.p.274.
16. Hemnani T, Parihar MS. Reactive oxygen species and oxidative DNA damage. *Indian J Physiol Pharmacol*. 1998;42:440-52.
17. Bijalani RL, Physiology of aging, In:Bijalani RL, editor. *Understanding Medical Physiology*, New Delhi: Jaypee Brothers Medical Publications Private Ltd; 1995.p.38-42.
18. Halliwell B, Cross CE. Oxygen derived species: Their relation to human disease and environmental stress. *Environ Health Perspect* 1994;102:5-12.
19. Sharma JR. Ecology and distribution of Hymenochaetaceae. In: Sharma JR. editor., *Hymenochaetaceae of India*, Calcutta, India, Botanical Survey of India; 1995.p. 9-10.
20. Ying JZ, Mao XL, Ma QM, Zong YC, Wen HA. Icons of medicinal fungi from China. Xu YH, Translator. In: Ying JZ. editor. *Illustrations of Chinese medicinal fungi*. Beijing, Science Press; 1987. p.579-85.
21. Ajith TA, Janardhanan KK. Antioxidant and antiinflammatory activities of methanol extract of *Phellinus rimosus*. *Indian J Exp Biol*.2001;39:1166-9.
22. Ajith TA, Janardhanan KK. Antioxidant and antihepatotoxic activities of *Phellinus rimosus* (Berk) Pilat. *J Ethnopharmacol*.2002;81:387-91.
23. Ajith TA, Janardhanan KK. Chemopreventive activity of a macrofungus *Phellinus rimosus* against N-nitrosodiethylamine induced hepatocellular carcinoma in rat. *J Exp Ther Oncol*. 2006;5:309-21.
24. Zhao JD, Zhang XQ. Resources and taxonomy of Ling Zhi (*Ganoderma*) in China. *Proceedings of International Symposium Gganoderma Research*, (October 24-26,). Beijing Medical University Beijing, China; 1994.
25. Liu GT. Recent advances in research of pharmacology and Clinical application of *Ganoderma* (P. Karst) species (Aphyllorphomycetideae) in China. *Int J Med Mushrooms*.1999;1:63-7
26. Mau JL, Lin HC, Chen CC. Antioxidant properties of several medicinal mushrooms. *J Agric Food Chem*. 2002;50:6072-7.
27. Loganathan KJ, Venkatakrishnan V, Shenbhagaraman R, Kaviyarasan V. Comparative study on the antioxidant, anticancer and antimicrobial property of *Agaricus bisporus* (J. E.Lange) Imbach before and after boiling. *Afr J Biotechnol*.2009;8:654-61.
28. Chang ST. Global impact edible and medicinal mushrooms on human welfare in the 21st century: Non green evolution. *Int J Med Mushrooms*. 1999;1:1-7.
29. Jose N, Janardhanan KK. Antioxidant and antitumor activity of *Pleurotus florida*. *Curr Sci*. 2000;79:941-3.
30. Jose N, Ajith TA, Janardhanan KK. Antioxidant, anti-inflammatory and antitumor activities of culinary medicinal mushroom *Pleurotus pulmonarius* (Fr.) Quel. (Agaricomycetideae). *Int J Med Mushrooms*. 2002;4:329-35.
31. Jones S, Janardhanan KK. Antioxidant and antitumor activity of *Ganoderma lucidum* (Curt.: Fr.) P. Karst.-Reishi (Aphyllorphomycetideae) from South India. *Int J Med Mushrooms*.2000;2:195-200.
32. Lakshmi B. Tilak JC, Adhikari S, Devasagayam TP, Janardhanan KK. Evaluation of antioxidant activity of selected Indian mushrooms. *Pharm Biol*. 2004;42:179-85.
33. Barros L, Ferreira IC, Baptista P. Phenolics and antioxidant activity of mushroom *leucopaxillus giganteus* mycelium at different carbon sources. *Food Sci Technol Int*.2008;14:47-55.
34. Karaman I, Sahin F, Güllüce M, Oğütçü H, Sengül M, Adigüzel A. Antimicrobial activity of aqueous and methanol extracts of *Juniperus oxycedrus* L. *J Ethnopharmacol*. 2003;85:213-35.
35. Hirasawa M, Shouji N, Neta T, Fukushima K, Takada K. Three kinds of antibacterial substances from *Lentinus edodes* (Berk.) Sing. (Shiitake, an edible mushroom). *Int J Antimicrob Agents*.1999;11:151-7.
36. Dulger B, Ergul CC, Gucin F. Antimicrobial activity of the macrofungus *Lepista nuda*. *Fitoterapia*.2002;73:695-7.
37. Lindequist U, Teuscher E, Narbe G. Neue Wirkstoffe aus Basidiomyceten. *Z Phytother*. 1990;11:139-49.
38. Smania EF, Delle MF, Smania A Jr, Yunes RA, Cuneo RS. Antifungal activity of sterols and triterpenes isolated from *Ganoderma annulare*. *Fitoterapia* 2003;74:375-7.
39. Smania A Jr, Delle MF, Smania EF, Cuneo RS. Antibacterial activity of steroidal compounds isolated from *Ganoderma applanatum* (Pers.) Pat. (Aphyllorphomycetideae) fruit body. *Int J Med Mushrooms*.1999;1:325-30.
40. Bender S, Dumitrache CN, Backhaus J, Christie G, Cross RF, Lonergan GT. A case for caution in assessing the antibiotic activity of extracts of culinary-medicinal Shiitake mushroom [*Lentinus edodes* (Berk.)Singer] (Agaricomycetidae). *Int J Med Mushrooms*.2003;5:31-5.
41. Ngai PH, Ng TB. Lentin, a novel and potent antifungal protein from shitake mushroom with inhibitory effects on activity of human immunodeficiency virus-1 reverse transcriptase and proliferation of leukemic cells. *Life Sci*.2003;73:3363-74.
42. Wang HX, Ng TB. Examination of lectins, polysaccharopeptide, polysaccharide, alkaloid, coumarin and trypsin inhibitors for inhibitory activity against human immunodeficiency virus reverse transcriptase and glycohydrolases. *Planta Med*.2001;67:669-72.
43. Wang HX, Ng TB. Isolation of a novel ubiquitin-like protein from *Pleurotus ostreatus* mushroom with anti-human immunodeficiency virus, translation-inhibitory, and ribonuclease activities. *Biochem Biophys Res Commun*. 2000;276:587-93.
44. Wang HX, Ng TB. Isolation of a ribonuclease from fruiting bodies of the wild mushroom *Termitomyces globulus*. *Peptides* 2003;24:973-7.
45. Lee YS, Kang YH, Jung JY, Lee S, Ohuchi K, Shin KH, *et al*. Protein glycation inhibitors from the fruiting body of *Phellinus linteus*. *Biol Pharm Bull*. 2008;31:1968-72.
46. Lu TL, Huang GJ, Lu TJ, Wu JB, Wu CH, Yang TC, *et al*. Hispolon from *Phellinus linteus* has antiproliferative effects via MDM2-recruited ERK1/2 activity in breast and bladder cancer cells. *Food Chem Toxicol*. 2009;47:2013-21.
47. Kim GY, Kim SH, Hwang SY, Kim HY, Park YM, Park SK, *et al*. Oral administration of proteoglycan isolated from *Phellinus linteus* in the prevention and treatment of collagen-induced arthritis in mice. *Biol Pharm Bull*. 2003;26:823-31.
48. Wang H, Ng TB. Ganodermin, an antifungal protein from fruiting bodies of the medicinal mushroom *Ganoderma lucidum*. *Peptides*.2006;27:27-30.
49. Komoda Y, Shimizu M, Sonoda Y, Sato Y. Ganoderic acid and its

- derivatives as cholesterol synthesis inhibitors. Chem Pharm Bull (Tokyo). 1989;37:531-3.
50. Su CY, Shiao MS, Wang CT. Predominant inhibition of ganodermic acid S on the thromboxane A2-dependent pathway in human platelets response to collagen. Biochim Biophys Acta. 1999;1437:223-34 .
 51. Schlegel B, Luhmann U, Härtl A, Gräfe U. Piptamine, a new antibiotic produced by *Piptoporus betulinus* Lu 9-1. J Antibiot (Tokyo).2000;53:973-4.
 52. Peuzoto JM. Plant derived anticancer agents. Biochem Pharmacol. 1997;53:121-33.
 53. Wasser SP. Medicinal mushrooms as a source of antitumor and immunomodulating polysaccharides. Appl Microbiol Biotechnol.2002;60:258-74.
 54. Dai YC, Xu MQ. Studies on the medicinal polypore, *Phellinus baumii*, and its kin, *P. linteus*. Mycotaxon 1998;67:191-200.
 55. Song KS, Cho SM, Lee JH, Kim HM, Han SB, Ko KS, et al. B-lymphocyte-stimulating polysaccharide from mushroom *Phellinus linteus*. Chem Pharm Bull (Tokyo).1995;43:2105-8.
 56. Kim GY, Park HS, Nam BH, Lee SJ, Lee JD. Purification and characterization of acidic proteo-heteroglycan from the fruiting body of *Phellinus linteus* (Berk. and M.A. Curtis) Teng. Bioresour Technol. 2003;89:81-7.
 57. Lee HJ, Lim ES, Ahn KS, Shim BS, Kim HM, Gong SJ, et al. Cambodian *Phellinus linteus* inhibits experimental metastasis of melanoma cells in mice via regulation of urokinase type plasminogen activator. Biol Pharm Bull.2005;28:27-31.
 58. Mizuno T. The extraction and development of antitumor-active polysaccharides from medicinal mushrooms in Japan. Int J Med Mushrooms.1999;1:9-29.
 59. Chen S. Anti-aromatase activity of phytochemicals in white button mushrooms (*Agaricus bisporus*). Cancer Res. 2006;66: 12026-34.
 60. Wu D, Pae M, Ren Z, Guo Z, Smith D, Meydani SN. Dietary supplementation with white button mushroom enhances natural killer cell activity in C57BL/6 mice. J Nutr.2007;137:1472-7.
 61. Devita VT, Rosenberg SA, Hellman S. Cancer: Principles and practice of oncology. 6th ed. Philadelphia: Lippincott Williams and Wilkins,1993.p. 273-4.
 62. Gunde Cimmerman N, Freidrich J, Cimmerman A, Benicki N. Screening fungi for the production of an inhibitor of HMG CoA reductase, production of mevinolin by the fungi of the genus *Pleurotus*. FEMS Microbiol Lett. 1993;111:203-6.
 63. Gunde-Cimmerman N. Medicinal value of the genus *Pleurotus* (Fr.) P. Kaest. (*Agaricales* s.l., Basidiomycetes). Int J Med Mushrooms.1999;1:69-80.
 64. Chihara G, Chihara G, Hamuro J, Maeda YY, Arai Y,Fukuoka F. Fractionation and purification of the polysaccharides with marked antitumour activity especially leninan from *Lentinus edodes*. Cancer Res. 1970;30:2776-81.
 65. Wasser SP, Weis AL. Medicinal properties of substances occurring in higher basidiomycete mushrooms: Current perspectives. Int J Med Mushrooms.1999;1:31-62.
 66. Taguchi T, Furue H, Kimura T, Kondo T, Hattori T, Ito I, et al. End-point results of Phase III study of Lentinan. Gan To Kagaku Ryoho. 1985;12:366-80.
 67. Taguchi T, Furue H, Kimura T, Kondo T, Hattori T, Itoh T, et al. End point result of a randomized controlled study of the treatment of gastrointestinal cancer with a combination of lentinan and chemotherapeutic agents. Excerpta Medica.1985;151-65.
 68. Kurashiga S, Akuzawa Y, Eudo F. Effects of *Lentinus edodes*, *Grifola frondosa* and *Pleurotus ostreatus* administration on cancer outbreaks and activities of macrophages and lymphocytes in mice treated with a carcinogen. Immunopharmacol Immunotoxicol. 1997;19:175-85.
 69. Nishida I, Nanba H, Kuroda H. Antitumour activity exhibited by orally administered extracts from fruit-body of *Grifola frondosa* (Maitake). Chem Pharm Bull (Tokyo). 1988;36:1819-27.
 70. Gu YH, Gowsala S. Cytotoxic effect of oyster mushroom *Pleurotus ostreatus* on human androgen-independent prostate cancer PC-3 Cells. J Med Food. 2006;9:196-204.
 71. Wang HX, Gao J, Ng TB. A new lectin with highly potent antihepatoma and antisarcoma activities from the oyster mushroom *Pleurotus ostreatus*. Biochem Biophys Res Commun 2000;275:810-6.
 72. Grube BJ, Eng ET, Kao YC, Kwon A , Chen S. White button mushroom phytochemicals inhibit aromatase activity and breast cancer cell proliferation. J Nutr. 2001;131:3288-93.
 73. Ajith TA, Janardhanan KK. Cytotoxic and antitumor activities of a polypore macrofungus, *Phellinus rimosus* (Berk) Pilat. J Ethnopharmacol.2003;84:157-62.
 74. Kawagishi H, Ryuichi RI, Kanao T, Keishiro TM, Hitoshi S,Hagiwara IT, et al. Fractionation and antitumor activity of the water-insoluble residue of *Agaricus blazei* fruiting bodies. Carbohydr Res. 1989;186:267-73.
 75. Lam YW, Ng TB, Wang HX. Antiproliferative and antimitogenic activities in a peptide from puffball mushroom *Calvatia caelata*. Biochem Biophys Res Commun. 2001;289:744-9.
 76. Ma Y, Mizuno T, Ito H. Antitumor activity of some polysaccharides isolated from a Chinese mushroom, Huangmo, the fruiting body of *Hohenbuehelia serotina*. Agric Biol Chem. 1991;55:2701-10 .
 77. Mizuno T, Zhuang C, Abe K, Okamoto H, Kiho T, Ukai S, et al. Antitumor and hypoglycemic activities of polysaccharides from the sclerotia and mycelia of *Inonotus obliquus* (Pers.: Fr.) Pil. (Aphyllphoromycetidae). Int J Med Mushrooms.1999;1:301-16.
 78. Tzianabos A. Polysaccharide immunomodulators as therapeutic agents: Structural aspects and biologic function. Clin Microbiol Rev. 2000;13:523-33.
 79. Chihara G. Immunopharmacology of Lentinan, a polysaccharide isolated from *Lentinus edodes*: Its applications as a host defence potentiator. Int J Orient Med.1992;17:57-77.
 80. Ooi VE, Liu F. Immunomodulation and anti-cancer activity of polysaccharide-protein complexes. Curr Med Chem. 2000;7:715-29.
 81. Hobbs C. Medicinal value of *Lentinus edodes* (Berk.) Sing. (*Agaricomycetidae*). A literature review. Int J Med Mushrooms. 2000;2:287-302.
 82. Akoi T. Lentinan. Immunology Studies: Immune modulation agents and their mechanisms. In: Femchel RL, Chirgis MA,editors.Vol.25. Marcel Dekker, Inc., New York .1984 .p. 62-77.
 83. Suga T, Maeda YY, Uchida H, Rokutanda M, Chihara G. Macrophage-mediated acute-phase transport protein production induced by Lentinan. Int J Immunopharmacol. 1986;8:691.
 84. Maeda YY, Sakaizumi M, Moriwaki K, Yonekawa H. Genetic control of the expression of two biological activities of an antitumor polysaccharide, Lentinan. Int J Immunopharmacol.1991;13:977.
 85. Chihara G. Immunopharmacology of Lentinan, a polysaccharide isolated from *Lentinus edodes*: Its applications as a host defence potentiator. Int J Orient Med.1992;17:57-77.
 86. Bohn JA, BeMiller JN.(1-3)- β -D-Glucans as biological response modifiers: A review of structure-functional activity relationships. Carbohydr Polym.1995;28:3-14.
 87. Yan R. Treatment of chronic hepatitis B with Wulingdan pill. J Fourth Milit Med Coll. 1987;8:380-3.
 88. Shiao MS, Lee KR, Lin LJ, Wang CT. Natural products and biological activities of the Chinese medical fungus, *Ganoderma lucidum*. In: Ho CT, Osawa T, Huang MT, Rosen RT,editors.

- Food phytochemicals for cancer prevention. II: Teas, spices and herbs. Washington DC: American Chemical Society; 1994. p. 342-54.
89. Jong SC, Birmingham JM. Medicinal benefits of the mushroom *Ganoderma*. *Adv Appl Microbiol*. 1992;37:101-34.
 90. Oh JY, Cho KJ, Chung SH. Activation of macrophages by GLB, a protein-polysaccharide of the growing tips of *Ganoderma lucidum*. *Yakhakhoe Chi*. 1998;42:302-6.
 91. Kino K, Sone T, Watanabe J. Immunomodulator, LZ-8, prevents antibody production in mice. *Int J Immunopharmacol*. 1991;13:1109-15.
 92. Lee JW, Chung CH, Jeong H, Lee KH. Effects of alkali extract of *Ganoderma lucidum* IY007 on complement andres. *Korean J Mycol*. 1990;18:137-44.
 93. Battle J, Ha TZ, Li CF. Ligand binding to the (1-3)-beta-D-glucan receptor stimulates NF-kappa B activation, but not apoptosis in U937 cells. *Biochem Biophys Res Comm*. 1998;249:499-504.
 94. Mueller A, Raptis J, Rice PJ, Kalbfleisch JH, Stout RD, Ensley HE, *et al.* The influence of glucan polymer structure and solution conformation on binding to (1-3)-beta-D-glucan receptors in human monocyte-like cell line. *Glycobiology*. 2000;10:339-46.
 95. Kim HW, Kim BK. Biomedicinal triterpenoids of *Ganoderma lucidum* (Curt.:Fr.) P. Karst. (Aphylophoromycetidae). *Int J Med Mushrooms*. 1999;1:121-38.
 96. Tzianabos A. Polysaccharide immunomodulators as therapeutic agents: Structural aspects and biologic function. *Clin Microbiol Rev*. 2000;13:523-33.
 97. Okazaki M, Adachi Y, Ohno N, Yadomae T. Structure-activity relationship of (1-3)-beta-Dglucan in the induction of cytokine production from macrophages *in vitro*. *Biol Pharm Bull*. 1995;18:1320-7.
 98. Chye FY, Wong JY, Lee JS. Nutritional quality and antioxidant activity of selected edible wild mushrooms. *Food Sci Technol Int*. 2008;14:375-84.
 99. Khatun K, Mahtab H, Khanam PA, Sayeed MA, Khan KA. Oyster mushroom reduced blood glucose and cholesterol in diabetic subjects. *Mymensingh Med J*. 2007;16:94-9.
 100. Bobek P, Galbavý S. Hypocholesterolemic and antiatherogenic effect of oyster mushroom (*Pleurotus ostreatus*) in rabbits. *Nahrung*. 1999;43:339-42.
 101. de Lima Alves PL, Delmanto RD, Sugui MM, da Eira AF, Salvadori DM, Speit G. *Lentinula edodes* (Berk.) Pegler (Shiitake) modulates genotoxic and mutagenic effects induced by alkylating agents *in vivo*. *Mutat Res* 2001;496:23-32.
 102. Sugui MM, de Lima Alves PL, Delmanto RD, da Eira AF, Salvadori DM, Ribeiro LR. Antimutagenic effect of *Lentinula edodes* (BERK.) Pegler mushroom and possible variation among lineages. *Food Chem Toxicol*. 2003;41:555-60.
 103. Miguel J, Garcia B, Espinosa ME, Ogura T. Volatile Compounds secreted by the oyster mushroom (*Pleurotus ostreatus*) and their antibacterial activities. *J Agric Food Chem*. 1997;45:4049-52.
 104. Konno S, Aynehchi S, Dolin DJ, Schwartz AM, Choudhury MS, Tazakin HN. Anticancer and hypoglycemic effects of polysaccharides in edible and medicinal Maitake mushroom [*Grifola frondosa* (Dicks.:Fr.) S.F.Gray]. *Int J Med Mushrooms*. 2002;4:185-95.
 105. Ohno N, Harada T, Masuzawa S, Miura NN, Adachi Y, Nakajima M, *et al.* Antitumor activity and hematopoietic response of a beta - glucan extracted from an edible and medicinal mushroom *Sparassis crispa* Wulf.:Fr. (Aphylloromycetidae) *Int J Med Mushrooms*. 2002;4:1326
 106. Ohno N, Nameda S, Harada T, Miura NN, Adachi Y, Nakajima M, *et al.* Immunomodulating activity of a beta-glucan preparation, SCG, extracted from a culinary-medicinal mushroom, *Sparassis crispa* Wulf.:Fr. (Aphylloromycetidae), and application to cancer patients. *Int J Med Mushrooms*. 2003;5:359-68.
 107. Lam SK, Ng TB. Hypsin, A novel thermostable ribosome inactivating protein with antifungal and antiproliferative activities from fruiting bodies of the edible mushroom *Hypsizigus marmoreus*. *Biochem Biophys Res Commun*. 2001;285:1071-5.
 108. Mlinarič A, Kac J, Fatur T, Filipič M. Anti-genotoxic activity of the mushroom *Lactarius vellereus* extract in bacteria and in mammalian cells *in vitro*. *Pharmazie*. 2004;59:217-21.
 109. Tasaka K, Mio M, Izushi K, Akagi M, Makino T. Anti-allergic constituents in the culture medium of *Ganoderma lucidum* (II): The inhibitory effect of cyclooctasulfur on histamine release. *Agents Actions*. 1988;23:157-60.
 110. Morigiwa A, Kitabatake K, Fujimoto Y, Ihekawa N. Angiotensin converting enzyme inhibitory triterpenes from *Ganoderma lucidum*. *Chem Pharm Bull*. 1986;34:3025-8.
 111. Lin ZB. Focus on anti-oxidative and free radical scavenging activity of *Ganoderma lucidum*. *J Appl Pharmacol*. 2004;12:133-7.
 112. Zhang Y, Mills G, Nair MG. Cyclooxygenase inhibitory and antioxidant compounds from the mycelia of the edible mushroom *Grifola frondosa*. *J Agric Food Chem* 2002;50:7581-8.
 113. Faccin LC, Benati F, Rincão VP, Mantovani MS. Antiviral activity of aqueous and ethanol extracts and of an isolated polysaccharide from *Agaricus brasiliensis* against poliovirus type 1, *Lett Appl Microbiol*. 2007;45:24-8.
 114. Collins RA, Ng TB. Polysaccharopeptide from *Coriolus versicolor* has potential for use against human immunodeficiency virus type 1 infection, *Life Sci*. 1997;60:383-7.
 115. Akihisa T, Franzblau SG, Tokuda H, Tagata M. Antitubercular activity and inhibitory effect on Epstein-Barr virus activation of sterols and polyisoprenepolyols from an edible mushroom, *Hypsizigus marmoreus*. *Biol Pharm Bull*. 2005;28:1117-9.
 116. Mori K, Inatomi S, Ouchi K, Azumi Y, Tuchida T. Improving effects of the mushroom Yamabushitake (*Hericium erinaceus*) on mild cognitive impairment: A double-blind placebo-controlled clinical trial. *Phytother Res* 2009;23:367-72.
 117. Wangun HV, Berg A, Hertel W, Nkengfack AE, Hertweck C. Anti-inflammatory and anti-hyaluronate lyase activities of lanostanoids from *Piptoporus betulinus*. *J Antibiot (Tokyo)* 2004;57:755-8.

Source of Support: Nil, **Conflict of Interest:** None declared